

Monthly Financial Report

September 2024 - Fiscal Year 2025

Authored by: Kelsey Earle



To: Honorable Mayor, Members of the City Council and City Manager
Subject: Financial Report for the Month Ending September 30, 2024

I respectfully submit the financial summaries of the revenue and expenditure activities for the City during the month ending September 30, 2024.

Please note that although the monthly financial report contains amounts reported by the School Department, this discussion is limited to the City's financial results and does not attempt to explain any variances for the School Department. The City has completed its first month of the current fiscal year. As a guideline for tracking purposes, if split evenly throughout the year, revenues and expenditures should amount to approximately 25% of the annual budget. However, not all costs and revenues are distributed evenly as individual line items can vary based upon cyclical activity. As such, comparisons are made based upon previous years of activity as noted.

General Fund Highlights

There are no significant variances or areas of concern during the reporting period.

Revenues

- Total revenues collected through September 2024 were **\$34.69M** or **28.50%** of budgeted general fund revenue, as compared to 34.4% of actual revenues through September 2023.


- Investment interest rates are currently an average of 4.02%
- Fire & EMS Transport revenues were 19.5% lower than previous year.

Expenditures

- Expenditures through September 2024 were **\$21.53M** or **18.48%** of the budget, as compared to 21.4% of actual expenditures through September 2023.

- Insurance deductibles - claims from previous year have closed providing us with reimbursements in excess of budgeted amounts YTD.

Respectfully submitted,



Kelsey L. D. Earle
Finance Director

BALANCE SHEET FOR 2025 Period 3 (September)

FUND: 1000 General Fund			NET CHANGE FOR PERIOD	ACCOUNT BALANCE
ASSETS				
	TOTAL ASSETS		-13,174,925.33	66,238,955.25
LIABILITIES				
	TOTAL LIABILITIES		27,606,658.68	-30,769,202.08
FUND BALANCE				
1000	037000	Ctrl Total - Encumbrances	102,374.11	2,011,199.94
1000	037100	Assinged Fund Balance	.00	-1,951,394.00
1000	037102	Nonspendable Fund Balance	.00	-689,263.00
1000	037103	Restricted Fund Balance	.00	-2,309,553.00
1000	037104	Unassigned Fund Balance	50,000.00	-17,882,496.61
1000	037105	FB RESTRICTED SCHOOL	.00	536,000.00
1000	037201	CTRL TOTAL-BUD FB DESIGNATED	-102,374.11	-2,011,199.94
1000	047000	Ctrl Total - Revenues	-27,174,271.41	-34,704,312.27
1000	057000	CTRL TOTAL-EXPENDITURES	12,692,538.06	21,529,186.43
	TOTAL FUND BALANCE		-14,431,733.35	-35,471,832.45
	TOTAL LIABILITIES + FUND BALANCE		13,174,925.33	-66,241,034.53

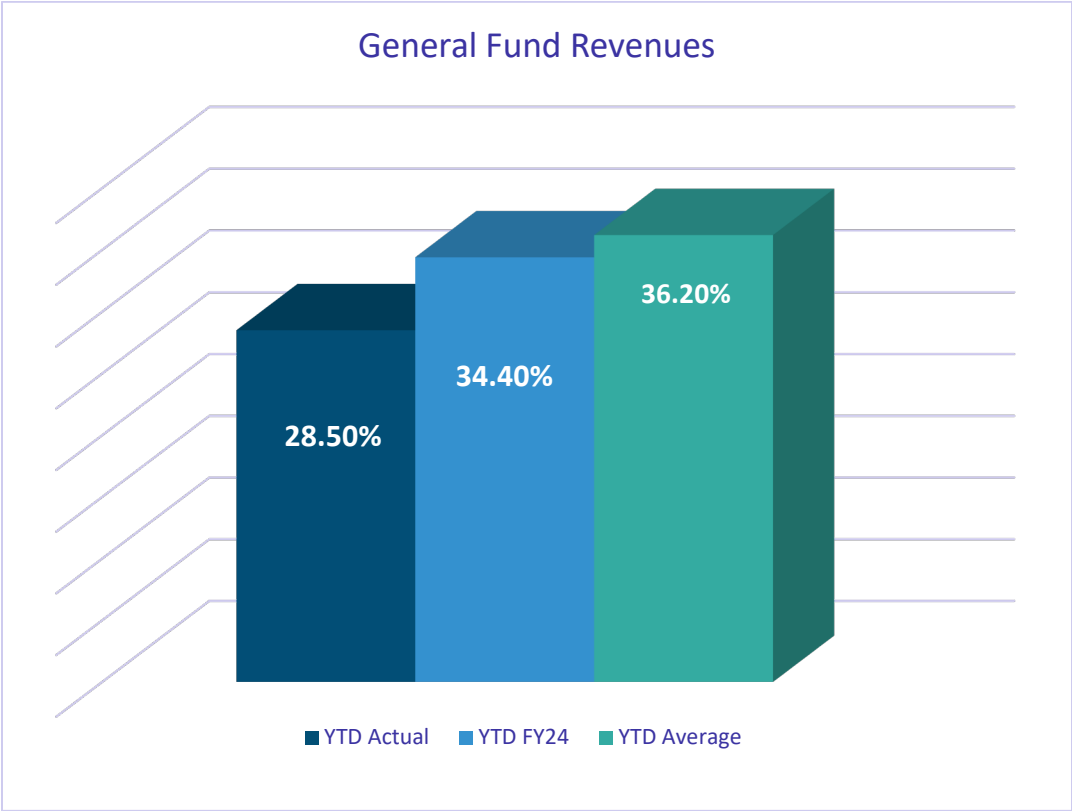
**CITY OF AUBURN, MAINE
INVESTMENT SCHEDULE
AS OF September 30, 2024**

INVESTMENT		FUND	BALANCE September 30, 2024	BALANCE August 31, 2024	INTEREST RATE
ANDROSCOGGIN BANK	449	CAPITAL PROJECTS	\$ 1,625,643.96	\$ 1,622,640.72	2.00%
ANDROSCOGGIN BANK	502	SR-TIF	\$ 1,056,590.33	\$ 1,058,606.41	2.00%
ANDROSCOGGIN BANK	836	GENERAL FUND	\$ 37,859,868.70	\$ 3,221,178.45	2.00%
ANDROSCOGGIN BANK	801	WORKERS COMP	\$ 54,678.39	\$ 54,577.39	2.00%
ANDROSCOGGIN BANK	684	EMS CAPITAL RESERVE	\$ 353,535.62	\$ 352,882.49	2.00%
ANDROSCOGGIN BANK	414	INGERSOLL TURF FACILITY	\$ 236,057.26	\$ 235,621.19	2.00%
ANDROSCOGGIN BANK	0888	ELHS FUNDRAISING	\$ 422,716.10	\$ 421,935.19	2.00%
ANDROSCOGGIN BANK		ELHS CONSTRUCTION	\$ 8,569,697.21	\$ 8,545,287.75	2.00%
NOMURA 2		ELHS Bond Proceeds	\$ 4,023,708.42	\$ 4,023,708.42	2.08%
Northern Capital Securities	CD	GENERAL FUND	\$ 250,000.00	\$ 250,000.00	5.00%
Northern Capital Securities	CD	GENERAL FUND	\$ 250,000.00	\$ 250,000.00	5.05%
Northern Capital Securities	CD	GENERAL FUND	\$ 250,000.00	\$ 250,000.00	4.20%
Northern Capital Securities	CD	GENERAL FUND	\$ 250,000.00	\$ 250,000.00	5.80%
Northern Capital Securities	CD	GENERAL FUND	\$ 250,000.00	\$ 250,000.00	5.40%
Northern Capital Securities	CD	GENERAL FUND	\$ 250,000.00	\$ 250,000.00	5.75%
Northern Capital Securities	CD	GENERAL FUND	\$ 250,000.00	\$ 250,000.00	5.60%
Northern Capital Securities	CD	GENERAL FUND	\$ 250,000.00	\$ 250,000.00	4.95%
Northern Capital Securities	CD	GENERAL FUND	\$ 250,000.00	\$ 250,000.00	5.00%
Northern Capital Securities	CD	GENERAL FUND	\$ 250,000.00	\$ 250,000.00	5.00%
Northern Capital Securities	CD	GENERAL FUND	\$ 250,000.00	\$ 250,000.00	5.00%
Northern Capital Securities	CD	GENERAL FUND	\$ 250,000.00	\$ 250,000.00	5.10%
Northern Capital Securities	CD	GENERAL FUND	\$ 250,000.00	\$ 250,000.00	5.10%
Northern Capital Securities	CD	GENERAL FUND	\$ 250,000.00	\$ 250,000.00	5.10%
Northern Capital Securities	CD	GENERAL FUND	\$ 250,000.00	\$ 250,000.00	5.10%
Northern Capital Securities	CD	GENERAL FUND	\$ 250,000.00	\$ 250,000.00	5.15%
Northern Capital Securities	CD	GENERAL FUND	\$ 250,000.00	\$ 250,000.00	4.50%
Northern Capital Securities	CD	GENERAL FUND	\$ 250,000.00	\$ 250,000.00	4.35%
Northern Capital Securities	CD	GENERAL FUND	\$ 250,000.00	\$ 250,000.00	4.40%
GRAND TOTAL			\$ 58,702,495.99	\$ 24,036,438.01	4.02%

General Fund

for the Period Ended September 30, 2024

*Graph reflects current YTD with comparison to prior YTD and YTD average of prior 3 years percentage.



CITY OF AUBURN
SEPTEMBER REVENUES

FROM 2025 01 TO 2025 03

	ORIGINAL APPROP	TRANFRS/ ADJSTMTS	REVISED BUDGET	ACTUALS	ENCUMBRANCES	AVAILABLE BUDGET	PCT USED
1000 General Fund							
1006 Communications & Engagement							
420070 Sponsorships-Special Events	-65,000	0	-65,000	.00	.00	-65,000.00	.0%
TOTAL Communications & Engagement	-65,000	0	-65,000	.00	.00	-65,000.00	.0%
1007 City Clerk							
420011 Fees - Clerk/Sale of Copies	-60	0	-60	-6.00	.00	-54.00	10.0%
420013 Fees - Voter Registration Lis	-200	0	-200	.00	.00	-200.00	.0%
420024 Fees - City Clerk Notary	-1,100	0	-1,100	-360.00	.00	-740.00	32.7%
420066 City Clerk Advertising Fees	0	0	0	-200.00	.00	200.00	.0%
421001 Certificate - Birth	-3,500	0	-3,500	-1,157.80	.00	-2,342.20	33.1%
421002 Certificate - Death	-17,000	0	-17,000	-3,204.40	.00	-13,795.60	18.8%
421003 Certificate - Marriage	-4,500	0	-4,500	-1,614.40	.00	-2,885.60	35.9%
421006 Licenses - Commercial	-75,000	0	-75,000	-8,615.00	.00	-66,385.00	11.5%
421007 Licenses - Marriage	-5,500	0	-5,500	-2,592.00	.00	-2,908.00	47.1%
421012 Marijuana Business Licenses	-200,000	0	-200,000	-58,000.00	.00	-142,000.00	29.0%
421101 Permits - Burial	-2,000	0	-2,000	-490.00	.00	-1,510.00	24.5%
TOTAL City Clerk	-308,860	0	-308,860	-76,239.60	.00	-232,620.40	24.7%
1008 Finance							
401011 2011 Property Tax Revenue	0	0	0	-145.05	.00	145.05	.0%
401013 2013 Property Tax Revenue	0	0	0	-300.00	.00	300.00	.0%
401014 2014 Property Tax Revenue	0	0	0	-148.75	.00	148.75	.0%
401015 2015 Property Tax Revenue	0	0	0	-41.04	.00	41.04	.0%
401016 2016 Property Tax Revenue	0	0	0	.00	.00	.00	.0%
401017 2017 Property Tax Revenue	0	0	0	.00	.00	.00	.0%
401018 2018 Property Tax Revenue	0	0	0	-99.41	.00	99.41	.0%
401019 2019 Property Tax Revenue	0	0	0	-696.54	.00	696.54	.0%
401020 2020 Property Tax Revenue	0	0	0	.00	.00	.00	.0%

CITY OF AUBURN
SEPTEMBER REVENUES

FROM 2025 01 TO 2025 03

	ORIGINAL APPROP	TRANFRS/ ADJSTMTS	REVISED BUDGET	ACTUALS	ENCUMBRANCES	AVAILABLE BUDGET	PCT USED
401021 2021 Tax Revenue	0	0	0	-4,274.71	.00	4,274.71	.0%
401022 2022 Tax Revenue	0	0	0	-53,722.29	.00	53,722.29	.0%
401023 2023 Tax Revenue	0	0	0	-328,688.73	.00	328,688.73	.0%
401024 2024 Tax Revenue	0	0	0	-28,177,045.21	.00	28,177,045.21	.0%
401100 Property Tax Revenue - Current	-54,314,567	0	-54,314,567	.00	.00	-54,314,567.00	.0%
401300 Homestead Exemption Reimburse	-1,770,000	0	-1,770,000	-1,722,453.80	.00	-47,546.20	97.3%
401400 In Lieu of Taxes	-90,000	0	-90,000	.00	.00	-90,000.00	.0%
401500 Personal Property Reimburse	-3,000,000	0	-3,000,000	.00	.00	-3,000,000.00	.0%
402000 Excise Tax - Vehicles	-4,650,000	0	-4,650,000	-1,367,387.86	.00	-3,282,612.14	29.4%
402001 Excise Tax - Boat	-15,000	0	-15,000	-2,447.20	.00	-12,552.80	16.3%
402002 Excise Tax - Aircraft	-5,000	0	-5,000	.00	.00	-5,000.00	.0%
403000 Penalties & Interest	-100,000	0	-100,000	-13,817.24	.00	-86,182.76	13.8%
420003 Cable Television Franchise	-125,000	0	-125,000	-56,454.63	.00	-68,545.37	45.2%
420038 Fees - Hunting/Fishing/Dogs	-700	0	-700	-88.00	.00	-612.00	12.6%
420041 Fees - Neutered Animals	-2,000	0	-2,000	-57.00	.00	-1,943.00	2.9%
420055 Fees - MMWAC Host	-232,110	0	-232,110	.00	.00	-232,110.00	.0%
420080 CATV Fees-City of Lewiston	-71,000	0	-71,000	.00	.00	-71,000.00	.0%
421000 Agent Fee	-95,000	0	-95,000	-23,907.00	.00	-71,093.00	25.2%
421011 Fines - Dog	-3,000	0	-3,000	-375.00	.00	-2,625.00	12.5%
422000 Investment Income	-350,000	0	-350,000	-69,737.60	.00	-280,262.40	19.9%
429000 Miscellaneous	-50,000	0	-50,000	-33,670.97	.00	-16,329.03	67.3%
429004 CDBG Reimbursement	-588,154	0	-588,154	.00	.00	-588,154.00	.0%
429009 Reimbursement - Other	-193,132	0	-193,132	.00	.00	-193,132.00	.0%
429013 Sale of Assets	-100,000	0	-100,000	-309.00	.00	-99,691.00	.3%
429036 Ingersoll Turf Facility Income	-245,000	0	-245,000	.00	.00	-245,000.00	.0%
429200 Tax Sharing Revenue	-182,000	0	-182,000	.00	.00	-182,000.00	.0%
429900 Designated FB Offset	-1,875,000	0	-1,875,000	.00	.00	-1,875,000.00	.0%
430000 Other State Aid	-3,400	0	-3,400	.00	.00	-3,400.00	.0%
430001 State Revenue Sharing	-7,200,000	0	-7,200,000	-2,150,514.55	.00	-5,049,485.45	29.9%
430003 Tree Growth	-12,500	0	-12,500	.00	.00	-12,500.00	.0%
430004 Veterans Reimbursement	-18,000	0	-18,000	.00	.00	-18,000.00	.0%
580000 TIF	-1,500,000	0	-1,500,000	.00	.00	-1,500,000.00	.0%
580020 Transfer In-Opioid Settlement	-60,000	0	-60,000	.00	.00	-60,000.00	.0%
TOTAL Finance	-76,850,563	0	-76,850,563	-34,006,381.58	.00	-42,844,181.42	44.3%
1010 Planning & Permitting							
420027 Fees - Court	0	0	0	-24,500.00	.00	24,500.00	.0%
TOTAL Planning & Permitting	0	0	0	-24,500.00	.00	24,500.00	.0%

CITY OF AUBURN
SEPTEMBER REVENUES

FROM 2025 01 TO 2025 03

	ORIGINAL APPROP	TRANFRS/ ADJSTMTS	REVISED BUDGET	ACTUALS	ENCUMBRANCES	AVAILABLE BUDGET	PCT USED
10108001 General Fund Prop Tax							
401004 2004 Property Tax Revenue	0	0	0	.00	.00	.00	.0%
401008 2008 Property Tax Revenue	0	0	0	.00	.00	.00	.0%
TOTAL General Fund Prop Tax	0	0	0	.00	.00	.00	.0%
1012 Planning & Permittin							
420023 Fees - Citation Ordinance	-3,000	0	-3,000	-351.00	.00	-2,649.00	11.7%
420068 Departmental Review	-12,000	0	-12,000	-10,796.88	.00	-1,203.12	90.0%
420069 Advertising Fees	-3,400	0	-3,400	.00	.00	-3,400.00	.0%
421100 Permits - Building	-120,000	0	-120,000	-41,592.05	.00	-78,407.95	34.7%
421102 Permits - Electrical	-25,000	0	-25,000	-10,909.50	.00	-14,090.50	43.6%
421106 Permits - Plumbing	-15,000	0	-15,000	-7,680.00	.00	-7,320.00	51.2%
421107 Permits - Sign	-5,000	0	-5,000	-1,580.00	.00	-3,420.00	31.6%
TOTAL Planning & Permittin	-183,400	0	-183,400	-72,909.43	.00	-110,490.57	39.8%
1014 Engineering							
420028 Fees - Drive Opening	-250	0	-250	-160.00	.00	-90.00	64.0%
420039 Fees - Inspection	-5,000	0	-5,000	.00	.00	-5,000.00	.0%
421103 Permits - Fill	-200	0	-200	.00	.00	-200.00	.0%
421108 Permits - Street Excavation	-15,000	0	-15,000	.00	.00	-15,000.00	.0%
TOTAL Engineering	-20,450	0	-20,450	-160.00	.00	-20,290.00	.8%
1015 Facilities							
429010 Rental Income	-84,000	0	-84,000	-14,848.50	.00	-69,151.50	17.7%
429100 Utility Reimbursement-School	-20,000	0	-20,000	.00	.00	-20,000.00	.0%
TOTAL Facilities	-104,000	0	-104,000	-14,848.50	.00	-89,151.50	14.3%
1021 Fire & EMS Transport							

CITY OF AUBURN
SEPTEMBER REVENUES

FROM 2025 01 TO 2025 03

	ORIGINAL APPROP	TRANFRS/ ADJSTMTS	REVISED BUDGET	ACTUALS	ENCUMBRANCES	AVAILABLE BUDGET	PCT USED
420034 Fees - Fire/Copies of Reports	-100	0	-100	-10.00	.00	-90.00	10.0%
TOTAL Fire & EMS Transport	-100	0	-100	-10.00	.00	-90.00	10.0%
1022 Police							
420016 Fees - Accident & Police	-11,000	0	-11,000	-2,010.00	.00	-8,990.00	18.3%
420020 Fees - Animal Impound	0	0	0	-75.00	.00	75.00	.0%
420027 Fees - Court	-3,300	0	-3,300	.00	.00	-3,300.00	.0%
420044 Fees - Police/False Alarms	-15,000	0	-15,000	-740.00	.00	-14,260.00	4.9%
420045 Fees - Police/Photos, Tapes, &	-800	0	-800	-170.00	.00	-630.00	21.3%
420052 Fees - Vehicle Rel/Driver Lice	-4,000	0	-4,000	-455.00	.00	-3,545.00	11.4%
420053 Fees - Vehicle Rel/Non Driver	-3,000	0	-3,000	-70.00	.00	-2,930.00	2.3%
421005 Fines - Parking Violations	-25,000	0	-25,000	-905.00	.00	-24,095.00	3.6%
421104 Permits - Firearms	-1,900	0	-1,900	-310.00	.00	-1,590.00	16.3%
429000 Miscellaneous	0	0	0	-266.86	.00	266.86	.0%
TOTAL Police	-64,000	0	-64,000	-5,001.86	.00	-58,998.14	7.8%
1023 Fire EMS Transport							
420029 Fees - EMS Transport	-1,700,000	0	-1,700,000	-374,144.35	.00	-1,325,855.65	22.0%
TOTAL Fire EMS Transport	-1,700,000	0	-1,700,000	-374,144.35	.00	-1,325,855.65	22.0%
1032 Health and Social Serv Assist							
429000 Miscellaneous	0	0	0	-339.14	.00	339.14	.0%
430008 General Welfare Reimbursement	-630,840	0	-630,840	-125,762.59	.00	-505,077.41	19.9%
TOTAL Health and Social Serv Assist	-630,840	0	-630,840	-126,101.73	.00	-504,738.27	20.0%
1042 Public works							

CITY OF AUBURN
SEPTEMBER REVENUES

FROM 2025 01 TO 2025 03

	ORIGINAL APPROP	TRANFRS/ ADJSTMTS	REVISED BUDGET	ACTUALS	ENCUMBRANCES	AVAILABLE BUDGET	PCT USED
420028 Fees - Drive Opening	0	0	0	.00	.00	.00	.0%
420039 Fees - Inspection	0	0	0	.00	.00	.00	.0%
421108 Permits - Street Excavation	0	0	0	.00	.00	.00	.0%
430002 State/Local Road Assistance	-400,000	0	-400,000	.00	.00	-400,000.00	.0%
TOTAL Public works	-400,000	0	-400,000	.00	.00	-400,000.00	.0%
1043 Solid Waste Disposal							
420025 Fees - Commercial Solid Waste	0	0	0	-12,625.50	.00	12,625.50	.0%
TOTAL Solid Waste Disposal	0	0	0	-12,625.50	.00	12,625.50	.0%
1070 Education							
529000 Miscellaneous School	-104,150	0	-104,150	.00	.00	-104,150.00	.0%
530002 Secondary Tuition	0	0	0	.00	.00	.00	.0%
530004 Adult Ed Tuition	-100,000	0	-100,000	.00	.00	-100,000.00	.0%
530007 State Subsidy Education	-29,231,738	0	-29,231,738	.00	.00	-29,231,738.00	.0%
530008 Debt Service Reimbursement	-9,089,775	0	-9,089,775	.00	.00	-9,089,775.00	.0%
530014 Special Education	-100,000	0	-100,000	.00	.00	-100,000.00	.0%
530015 State Agency Clients	-20,000	0	-20,000	.00	.00	-20,000.00	.0%
530017 State Aid for Adult Education	-162,072	0	-162,072	.00	.00	-162,072.00	.0%
530019 School Naming Rights	-211,000	0	-211,000	.00	.00	-211,000.00	.0%
580001 Transfer In	-2,350,000	0	-2,350,000	.00	.00	-2,350,000.00	.0%
TOTAL Education	-41,368,735	0	-41,368,735	.00	.00	-41,368,735.00	.0%
TOTAL General Fund	-121,695,948	0	-121,695,948	-34,712,922.55	.00	-86,983,025.45	28.5%
TOTAL REVENUES	-121,695,948	0	-121,695,948	-34,712,922.55	.00	-86,983,025.45	
GRAND TOTAL	-121,695,948	0	-121,695,948	-34,712,922.55	.00	-86,983,025.45	28.5%

TRANSACTION JOURNAL SUMMARY

Transaction Date	7/1/24
Transaction Date	9/30/24
Company Code	CITY OF AUBURN DBA AUBURN FIRE I
Month Start	9/1/2024

AR Previous Balance: \$426,763.04

Charges	Emergent	YTD	Non-Emer	YTD	Count	
	0.00	962.00	0.00	0.00	0	0.00
Attorney / In Care Of	0.00	0.00	0.00	0.00	2	0.00
Bluecross	11,028.00	29,766.00	0.00	0.00	13	11,028.00
Intercept	100.00	300.00	0.00	0.00	1	100.00
Medicare	130,572.15	432,260.15	0.00	0.00	135	130,572.15
Medicaid	41,997.95	146,419.95	0.00	0.00	45	41,997.95
Other / Commercial	25,147.00	78,478.15	0.00	816.15	26	25,147.00
Patient	5,730.00	18,936.00	0.00	0.00	6	5,730.00
WORKMANS COMP	0.00	2,054.00	0.00	0.00	0	0.00
	214,575.10	709,176.25	0.00	816.15	228	214,575.10

Payments	Emergent	YTD	Non-Emer	YTD	Total
Bluecross	-581.03	-1,730.30	0.00	0.00	-581.03
Bluecross	-5,645.21	-16,912.16	0.00	-132.89	-5,645.21
Intercept	-100.00	-300.00	0.00	0.00	-100.00
Medicare	-37,469.03	-138,299.17	-0.03	-1.18	-37,469.06
Medicaid	-43,541.46	-132,084.49	981.31	0.00	-42,560.15
Other / Commercial	-21,380.28	-65,885.94	-100.00	-595.94	-21,480.28
Patient	-6,615.75	-29,704.72	0.00	0.00	-6,615.75
WORKMANS COMP	-956.00	-4,445.80	0.00	0.00	-956.00
	-116,288.76	-389,362.58	881.28	-730.01	-115,407.48

Refunds	Emergent	YTD	Non-Emer	YTD	Total
Other / Commercial	0.00	1,329.40	0.00	0.00	0.00
Patient	0.00	2,409.37	0.00	0.00	0.00
	0.00	3,738.77	0.00	0.00	0.00

Adjustments	Emergent	YTD	Non-Emer	YTD	Total
Bluecross	-180.79	-1,852.41	0.00	132.89	-180.79
Medicare	-67,216.25	-242,564.11	0.03	1.18	-67,216.22
Medicaid	-30,928.20	-100,045.71	0.00	0.00	-30,928.20
Other / Commercial	-2,718.43	-8,679.79	0.00	-261.21	-2,718.43
Patient	-822.82	-1,121.12	0.00	0.00	-822.82
WORKMANS COMP	0.00	-375.70	0.00	0.00	0.00
	-101,866.49	-354,638.84	0.03	-127.14	-101,866.46

Collections Write Off		YTD	-27,557.68	Total	-15,679.55
------------------------------	--	------------	-------------------	--------------	-------------------

TRANSACTION JOURNAL SUMMARY

Accounts Receivable Change

-18,378.39

AR Ending Balance:

\$408,384.65

**CITY OF AUBURN DBA AUBURN FIRE DEPT
AR Monthly Summary**

Company Code	CITY OF AUBURN DBA AUBURN FIRE DEPT
Entered Date	7/1/24
Entered Date	9/30/24

	Beginning Balance	Gross Charges	Contractual Obligations	Net Charges	Payments Received Provider	Payments Received Client	Refunds	Net Payments	Write-Offs	Adjustments	Ending Balance
Jul-24	\$467,069.73	\$288,575.30	(\$101,294.17)	\$187,281.13	(\$15,177.48)	(\$89,654.62)	\$2,308.93	(\$102,523.17)	(\$13,914.70)	\$25.00	\$537,937.99
Aug-24	\$537,937.99	\$206,842.00	(\$150,673.18)	\$56,168.82	(\$18,427.35)	(\$151,425.86)	\$1,429.84	(\$168,423.17)	\$1,077.40	\$2.00	\$426,763.04
Sep-24	\$426,763.04	\$214,575.10	(\$101,866.46)	\$112,708.64	(\$9,142.56)	(\$106,264.92)	\$0.00	(\$115,407.48)	(\$15,679.55)	\$0.00	\$408,384.65
		\$709,992.40	(\$353,833.81)	\$356,158.59	(\$42,747.39)	(\$347,345.20)	\$3,738.77	(\$386,353.82)	(\$28,516.85)	\$27.00	

**CITY OF AUBURN DBA AUBURN FIRE DEPT
MONTH END SUMMARY**

Transaction Date	9/1/24
Transaction Date	9/30/24
Company Code	CITY OF AUBURN DBA AUBURN FIRE DEPT
System Transaction Type	Payment

Balance Forward

Payments by Type	-115,407.48
-------------------------	--------------------

Date	CASH PAYMENT	CHECK PAYMENT	CLIENT DEPOSIT	CREDIT CARD	DONATION	ERA/EFT IMPORTS
09/05/24						-4,766.49
09/06/24						-9,170.21
09/09/24						-2,324.99
09/10/24						-19,666.29
09/11/24	-10.00	-2,416.30	-300.00		1.61	-6,480.56
09/12/24						-12,013.90
09/13/24						-2,545.45
09/17/24						-522.76
09/18/24						-7,700.45
09/19/24						-11,573.61
09/20/24						-14,741.55
09/23/24						-152.90
09/24/24		-3,172.81	-30.00	-604.60	3.61	-2,527.76
09/26/24						-7,519.15
09/27/24						-800.22
09/30/24						-3,433.85
Total	-10.00	-5,589.11	-330.00	-604.60	5.22	-105,940.14

Ending Balance

CITY OF AUBURN DBA AUBURN FIRE DEPT
MONTH END SUMMARY

Date	INSURANCE PAYMENT	Total
09/05/24		-4,766.49
09/06/24		-9,170.21
09/09/24		-2,324.99
09/10/24		-19,666.29
09/11/24	-1,244.60	-10,449.85
09/12/24		-12,013.90
09/13/24		-2,545.45
09/17/24		-522.76
09/18/24		-7,700.45
09/19/24		-11,573.61
09/20/24		-14,741.55
09/23/24		-152.90
09/24/24	-1,694.25	-8,025.81
09/26/24		-7,519.15
09/27/24		-800.22
09/30/24		-3,433.85
Total	-2,938.85	-115,407.48

Report thru Date: 09/30/24
 Date Report Run: 09/30/24

CITY OF AUBURN DBA AUBURN FIRE DEPT
 AGED ACCOUNTS RECEIVABLE

Company	CITY OF AUBURN DBA AUBURN FIRE DE
Cut Off Date	9/30/24
Remaining Amount	0

	Cur	31-60	61-90	91-120	121+ Days	Total
MVA	\$5,184.00	\$922.00	\$0.00	\$0.00	\$0.00	\$6,106.00
SELF PAY	\$29,326.17	\$27,107.03	\$23,657.97	\$24,084.47	\$135,460.47	\$239,636.11
Private	\$34,510.17	\$28,029.03	\$23,657.97	\$24,084.47	\$135,460.47	\$245,742.11
	14 %	11 %	10 %	10 %	55 %	

	\$0.00	\$0.00	\$962.00	\$0.00	\$0.00	\$962.00
AARP	\$734.63	\$86.37	\$0.00	\$0.00	\$14.11	\$835.11
AETNA	\$0.00	\$0.00	\$0.00	\$0.00	\$473.59	\$473.59
AETNA CROSSOVER	\$0.00	\$0.00	\$0.00	\$1,120.00	\$0.00	\$1,120.00
AETNA MCR REPLACEMENT	\$2,844.00	\$0.00	\$0.00	(\$338.00)	\$0.00	\$2,506.00
ANDWELL HEALTH PARTNERS	\$0.00	\$2,306.00	\$0.00	\$0.00	\$0.00	\$2,306.00
BLUECROSS	\$7,898.00	\$932.00	\$0.00	\$0.00	\$985.06	\$9,815.06
BLUECROSS COMPANION PLAN	\$88.52	\$104.71	\$0.00	\$0.00	\$0.00	\$193.23
BLUECROSS MEDICARE	\$6,594.00	\$0.00	(\$262.89)	\$0.00	\$0.00	\$6,331.11
CENTRAL MAINE MEDICAL CENTER	\$0.00	\$1,046.36	\$0.00	\$0.00	\$0.00	\$1,046.36
CIGNA POS	\$1,182.00	\$0.00	\$0.00	\$0.00	\$0.00	\$1,182.00
CONCORD GENERAL MUTUAL INSURANCE	\$1,152.00	\$0.00	\$0.00	\$0.00	\$0.00	\$1,152.00
CROSS INSURANCE	\$0.00	\$0.00	\$916.00	\$0.00	\$0.00	\$916.00
HARDY WOLF AND DOWNING PA	\$0.00	\$0.00	\$0.00	\$0.00	\$812.60	\$812.60
HARVARD PILGRIM	\$0.00	\$0.00	\$902.00	\$0.00	\$0.00	\$902.00
HUMANA	\$12,656.00	\$1,120.00	\$0.00	\$0.00	\$74.00	\$13,850.00
HUMANA CROSSOVER	\$0.00	\$0.00	\$0.00	\$0.00	\$290.00	\$290.00
IRWIN & MORRIS	\$0.00	\$0.00	\$0.00	\$0.00	\$1,816.00	\$1,816.00
LAW OFFICES OF WILLIAM GRISET JR	\$0.00	\$910.00	\$0.00	\$0.00	\$0.00	\$910.00
LIBERTY MUTUAL WORKERS COMP INSURAN	\$0.00	\$0.00	\$1,148.00	\$0.00	\$0.00	\$1,148.00
LOWRY & ASSOCIATES ATTORNEYS	\$0.00	\$0.00	\$0.00	\$0.00	(\$18.19)	(\$18.19)
LOWRY & ASSOCIATES ATTORNEYS, P.A.	\$0.00	\$0.00	\$0.00	\$0.00	\$546.53	\$546.53

Report thru Date: 09/30/24
 Date Report Run: 09/30/24

CITY OF AUBURN DBA AUBURN FIRE DEPT
 AGED ACCOUNTS RECEIVABLE

	Cur	31-60	61-90	91-120	121+ Days	Total
MARTINS POINT	\$2,448.00	\$0.00	\$0.00	\$0.00	\$0.00	\$2,448.00
MASS MEDICAID	\$841.40	\$0.00	\$0.00	\$0.00	\$0.00	\$841.40
MEDICAID	\$19,696.00	\$2,962.00	\$1,148.00	\$922.00	\$0.00	\$24,728.00
MEDICAID XOVER	\$2,823.53	\$830.43	(\$88.16)	\$287.41	(\$2,568.87)	\$1,284.34
MEDICARE	\$27,069.00	\$2,068.00	\$0.00	\$0.00	(\$834.33)	\$28,302.67
MERITAIN HEALTH	\$2,108.00	\$0.00	\$0.00	\$0.00	\$0.00	\$2,108.00
MERITIAN HEALTH	\$902.00	\$1,138.00	\$0.00	\$0.00	\$0.00	\$2,040.00
MP GENERATIONS MEDICARE REPLACEMENT	\$13,050.00	\$0.00	\$0.00	\$0.00	\$0.00	\$13,050.00
MUTUAL OF OMAHA	\$0.00	\$89.41	\$0.00	\$0.00	\$0.00	\$89.41
PROGRESSIVE DIRECT INS CO	\$0.00	\$0.00	\$1,120.00	\$0.00	\$0.00	\$1,120.00
SCOTT J LYNCH, ESQUIRE	\$0.00	\$249.53	\$0.00	\$0.00	\$0.00	\$249.53
SEDGWICK	\$0.00	\$0.00	\$0.00	\$0.00	\$1,640.50	\$1,640.50
TOWN OF BUCKFIELD	\$100.00	\$0.00	\$0.00	\$0.00	\$0.00	\$100.00
TRAVELERS	\$0.00	\$0.00	\$930.00	\$0.00	\$0.00	\$930.00
TRICARE EAST	\$0.00	\$638.20	\$0.00	\$0.00	\$0.00	\$638.20
TRICARE FOR LIFE	\$192.33	\$482.86	\$0.00	\$0.00	\$0.00	\$675.19
TURNER RESCUE	\$0.00	\$0.00	\$0.00	\$0.00	(\$100.00)	(\$100.00)
UMR PRIMARY	\$928.00	\$0.00	\$0.00	\$0.00	\$0.00	\$928.00
UNITED HEALTHCARE	\$948.00	\$0.00	\$0.00	\$0.00	(\$138.95)	\$809.05
UNITED HEALTHCARE MEDICARE COMPLETE	\$14,590.00	\$0.00	\$0.00	\$0.00	(\$719.00)	\$13,871.00
UNITED HEARTLAND	\$0.00	\$930.00	\$0.00	\$0.00	\$0.00	\$930.00
US FAMILY HEALTH PLAN	\$0.00	\$1,200.00	\$0.00	\$0.00	\$0.00	\$1,200.00
VA MAINE HEALTHCARE SYSTEM	\$2,062.00	\$0.00	\$0.00	\$0.00	\$0.00	\$2,062.00
VA OFFICE OF COMMUNITY CARE	\$3,874.00	\$0.00	\$916.00	\$0.00	\$0.00	\$4,790.00
VHA CLAIMS OFFICE OF COMMUNITY CARE	\$0.00	\$243.85	\$0.00	\$0.00	\$290.00	\$533.85
WELLCARE OF FLORIDA MEDICARE HMO	\$4,338.00	\$2,084.00	\$0.00	\$0.00	\$924.00	\$7,346.00
WELLSENSE	\$932.00	\$0.00	\$0.00	\$0.00	\$0.00	\$932.00
Insurance	\$130,051.41	\$19,421.72	\$7,690.95	\$1,991.41	\$3,487.05	\$162,642.54
	80 %	12 %	1 %	1 %	2 %	

Report thru Date: 09/30/24
Date Report Run: 09/30/24

CITY OF AUBURN DBA AUBURN FIRE DEPT
AGED ACCOUNTS RECEIVABLE

<u>Total AR Due:</u>	\$164,561.58	\$47,450.75	\$31,348.92	\$26,075.88	\$138,947.52	\$408,384.65
	40 %	12 %	8 %	6 %	34 %	

TRANSACTION JOURNAL SUMMARY

Entered Date	7/1/2024
Entered Date	08/31/2024
Company Code	CITY OF AUBURN DBA AUBURN FIRE
Month Start	8/1/2024

AR Previous Balance: \$537,937.99

Charges	Emergent	YTD	Non-Emer	YTD	Coun	
					†	
	962.00	962.00		0.00	1	962.00
Bluecross	9,230.00	18,738.00		0.00	9	9,230.00
Intercept	100.00	200.00		0.00	1	100.00
Medicare	122,252.00	301,688.00		0.00	125	122,252.00
Medicaid	46,294.00	104,422.00		0.00	47	46,294.00
Other / Commercial	21,866.00	53,331.15		816.15	32	22,674.00
Patient	5,330.00	13,206.00		0.00	5	5,330.00
WORKMANS COMP	0.00	2,054.00		0.00	0	0.00
	206,034.00	494,601.15	808.00	816.15	220	206,842.00

Payments	Emergent	YTD	Non-Emer	YTD	Total
Bluecross	-298.84	-1,149.27	0.00	0.00	-298.84
Bluecross	-6,418.18	-11,266.95	-132.89	-132.89	-6,551.07
Intercept	-100.00	-200.00	0.00	0.00	-100.00
Medicare	-64,800.41	-100,830.14	0.00	-1.15	-64,800.41
Medicaid	-53,253.75	-88,543.03	-981.31	-981.31	-54,235.06
Other / Commercial	-27,851.01	-44,505.66	-387.79	-495.94	-28,238.80
Patient	-13,067.03	-23,088.97	0.00	0.00	-13,067.03
WORKMANS COMP	-2,561.80	-3,489.80	0.00	0.00	-2,561.80
	-168,351.02	-273,073.82	-1,501.99	-1,611.29	-169,853.01

Refunds	Emergent	YTD	Non-Emer	YTD	Total
Other / Commercial	679.40	1,329.40	0.00	0.00	679.40
Patient	750.44	2,409.37	0.00	0.00	750.44
	1,429.84	3,738.77	0.00	0.00	1,429.84

Adjustments	Emergent	YTD	Non-Emer	YTD

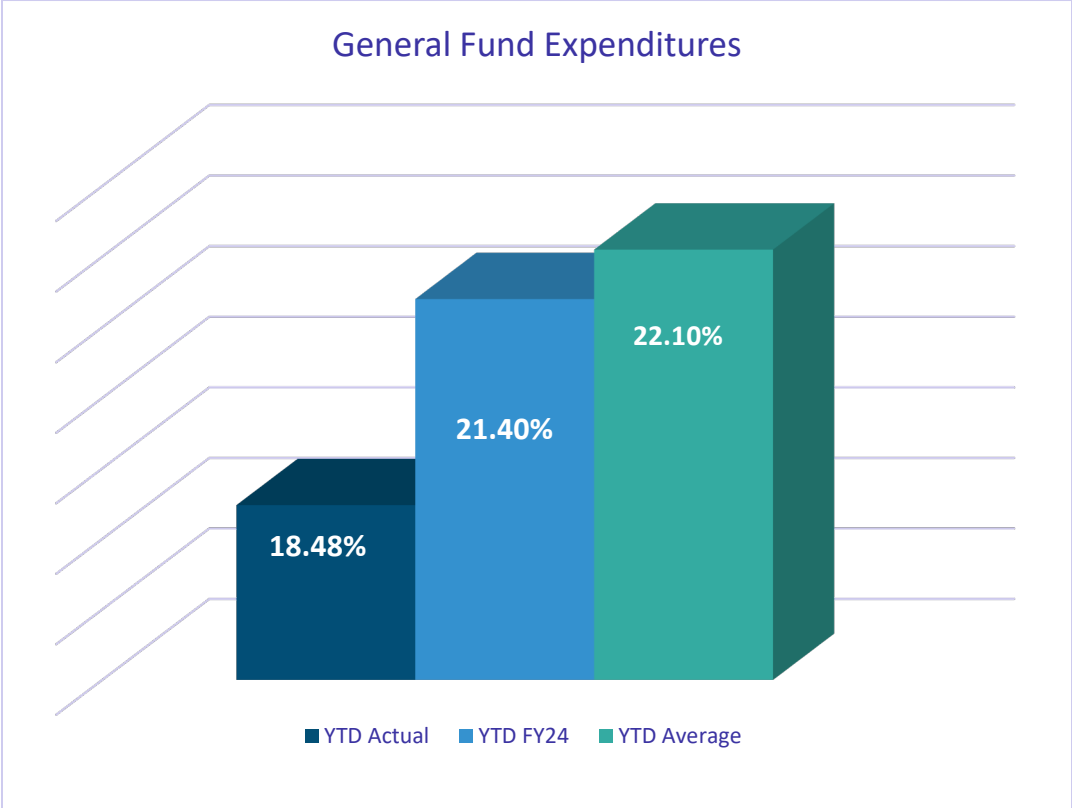
**TRANSACTION
JOURNAL SUMMARY**

Bluecross	1,445.78	-1,671.62	132.89	132.89	1,578.67
Medicare	-107,651.54	-175,347.86	0.00	1.15	-107,651.54
Medicaid	-41,125.23	-69,117.51	0.00	0.00	-41,125.23
Other / Commercial	-2,837.87	-5,961.36	-261.21	-261.21	-3,099.08
Patient	1.70	-298.30	0.00	0.00	1.70
WORKMANS COMP	-375.70	-375.70	0.00	0.00	-375.70
	-150,542.86	-252,772.35	-128.32	-127.17	-150,671.18
Collections Write Off	YTD	-11,878.13	Total	1,077.40	
Accounts Receivable Change	-111,174.95	AR Previous	\$426,763.04		
		Balance:			

General Fund

for the Period Ended September 30, 2024

*Graph reflects current YTD with comparison to prior YTD and YTD average of prior 3 years percentage.



CITY OF AUBURN
SEPTEMBER EXPENSES

FROM 2025 01 TO 2025 03

	ORIGINAL APPROP	TRANFRS/ ADJSTMTS	REVISED BUDGET	ACTUALS	ENCUMBRANCES	AVAILABLE BUDGET	PCT USED
1000 General Fund							
1000 General Fund							
692024 SPECIAL PROJECTS-WARMING CENTR	0	0	0	-2,602.50	.00	2,602.50	.0%
TOTAL General Fund	0	0	0	-2,602.50	.00	2,602.50	.0%
1004 Mayor and Council							
611000 Regular Salaries	45,800	0	45,800	11,449.93	.00	34,350.07	25.0%
628000 PS - Gen/Professional	71,100	0	71,100	1,318.00	.00	69,782.00	1.9%
629001 Travel - Mileage Reimbursment	550	0	550	.00	.00	550.00	.0%
632000 Dues & Subscriptions	57,850	0	57,850	27,500.00	.00	30,350.00	47.5%
633000 office Supplies	3,500	0	3,500	24.64	.00	3,475.36	.7%
TOTAL Mayor and Council	178,800	0	178,800	40,292.57	.00	138,507.43	22.5%
1005 City Manager							
611000 Regular Salaries	510,630	0	510,630	123,929.35	.00	386,700.65	24.3%
628000 PS - Gen/Professional	23,000	0	23,000	5,539.50	-1,529.50	18,990.00	17.4%
628100 Legal - General	140,000	0	140,000	49,447.39	.00	90,552.61	35.3%
629000 Professional Development	12,000	0	12,000	2,520.90	.00	9,479.10	21.0%
629001 Travel - Mileage Reimbursment	10,800	0	10,800	1,200.00	.00	9,600.00	11.1%
632000 Dues & Subscriptions	5,000	0	5,000	294.02	.00	4,705.98	5.9%
633000 Office Supplies	7,500	0	7,500	2,010.95	-1,831.25	7,320.30	2.4%
640000 Telephones/Cell Stipends	2,520	0	2,520	551.44	.00	1,968.56	21.9%
TOTAL City Manager	711,450	0	711,450	185,493.55	-3,360.75	529,317.20	25.6%
1006 Communications & Engagement							

CITY OF AUBURN
SEPTEMBER EXPENSES

FROM 2025 01 TO 2025 03

	ORIGINAL APPROP	TRANFRS/ ADJSTMTS	REVISED BUDGET	ACTUALS	ENCUMBRANCES	AVAILABLE BUDGET	PCT USED
611000 Regular Salaries	241,916	0	241,916	29,778.03	.00	212,137.97	12.3%
628000 PS - Gen/Professional	7,500	0	7,500	.00	.00	7,500.00	.0%
628035 Special Events	100,000	0	100,000	46,441.49	2,500.00	51,058.51	48.9%
628080 Community Outreach	20,000	0	20,000	839.60	.00	19,160.40	4.2%
629000 Professional Development	4,000	0	4,000	.00	.00	4,000.00	.0%
629001 Travel - Mileage Reimbursement	400	0	400	.00	.00	400.00	.0%
633000 Office Supplies	2,500	0	2,500	43.98	.00	2,456.02	1.8%
640000 Telephones/Cell Stipends	2,650	0	2,650	829.42	.00	1,820.58	31.3%
TOTAL Communications & Engagement	378,966	0	378,966	77,932.52	2,500.00	298,533.48	21.2%
1007 City Clerk							
611000 Regular Salaries	280,606	0	280,606	58,542.74	.00	222,063.26	20.9%
613000 OT - Regular	2,100	0	2,100	460.33	.00	1,639.67	21.9%
620000 Advertising	1,500	0	1,500	122.40	.00	1,377.60	8.2%
628000 PS - Gen/Professional	6,400	0	6,400	.00	.00	6,400.00	.0%
628043 wardens & ward Clerks	26,460	0	26,460	272.39	.00	26,187.61	1.0%
629000 Professional Development	800	0	800	120.00	.00	680.00	15.0%
629001 Travel - Mileage Reimbursement	1,650	0	1,650	.00	.00	1,650.00	.0%
632000 Dues & Subscriptions	775	0	775	.00	.00	775.00	.0%
633000 Office Supplies	1,000	0	1,000	340.29	.00	659.71	34.0%
633004 Voter Supplies	4,500	0	4,500	169.95	.00	4,330.05	3.8%
644002 Voting Machines	9,500	0	9,500	.00	.00	9,500.00	.0%
TOTAL City Clerk	335,291	0	335,291	60,028.10	.00	275,262.90	17.9%
1008 Finance							
611000 Regular Salaries	884,524	0	884,524	192,517.21	.00	692,006.79	21.8%
614003 Longevity Bonus	0	0	0	.00	.00	.00	.0%
620000 Advertising	300	0	300	.00	.00	300.00	.0%
628000 PS - Gen/Professional	35,500	0	35,500	5,292.40	.00	30,207.60	14.9%
628008 Recording Fee	300	0	300	.00	.00	300.00	.0%
629000 Professional Development	8,500	0	8,500	303.12	.00	8,196.88	3.6%
629001 Travel - Mileage Reimbursement	700	0	700	.00	.00	700.00	.0%
631000 Reports, Printing, & Binding	3,000	0	3,000	1,852.00	.00	1,148.00	61.7%
632000 Dues & Subscriptions	4,000	0	4,000	.00	.00	4,000.00	.0%

CITY OF AUBURN
SEPTEMBER EXPENSES

FROM 2025 01 TO 2025 03

	ORIGINAL APPROP	TRANFRS/ ADJSTMTS	REVISED BUDGET	ACTUALS	ENCUMBRANCES	AVAILABLE BUDGET	PCT USED
633000 Office Supplies	5,500	0	5,500	37.41	.00	5,462.59	.7%
640000 Telephones/Cell Stipends	1,740	0	1,740	336.62	.00	1,403.38	19.3%
642000 Postage	39,000	0	39,000	5,760.92	.00	33,239.08	14.8%
645000 Insurance Premiums	343,000	0	343,000	178,751.18	.00	164,248.82	52.1%
645001 Insurance Deductibles	25,000	0	25,000	-47,135.31	.00	72,135.31	-188.5%
TOTAL Finance	1,351,064	0	1,351,064	337,715.55	.00	1,013,348.45	25.0%
1009 Human Resources							
611000 Regular Salaries	251,480	0	251,480	53,663.69	.00	197,816.31	21.3%
620000 Advertising	2,000	0	2,000	.00	.00	2,000.00	.0%
628002 Employee Assist Program	3,000	0	3,000	.00	.00	3,000.00	.0%
628003 Drug Testing	6,000	0	6,000	219.48	.00	5,780.52	3.7%
628004 Testing	4,000	0	4,000	849.00	.00	3,151.00	21.2%
628052 Professional Development	10,000	0	10,000	.00	.00	10,000.00	.0%
629000 Professional Development	0	0	0	110.00	.00	-110.00	.0%
629001 Travel - Mileage Reimbursment	0	0	0	.00	.00	.00	.0%
629002 Travel - Seminar Costs	0	0	0	.00	.00	.00	.0%
632000 Dues & Subscriptions	0	0	0	.00	.00	.00	.0%
633000 Office Supplies	600	0	600	.00	.00	600.00	.0%
633001 Operating Supplies	2,500	0	2,500	.00	.00	2,500.00	.0%
640000 Telephones/Cell Stipends	840	0	840	210.00	.00	630.00	25.0%
TOTAL Human Resources	280,420	0	280,420	55,052.17	.00	225,367.83	19.6%
1010 Planning & Permitting							
611000 Regular Salaries	788,548	0	788,548	158,568.26	.00	629,979.74	20.1%
613000 OT - Regular	9,500	0	9,500	3,959.31	.00	5,540.69	41.7%
615000 Uniform Allowance	1,000	0	1,000	313.86	.00	686.14	31.4%
620000 Advertising	5,500	0	5,500	.00	.00	5,500.00	.0%
628000 PS - Gen/Professional	3,500	0	3,500	28.00	.00	3,472.00	.8%
628020 Vehicle Repairs	0	0	0	.00	.00	.00	.0%
628021 Equipment Repairs	2,000	0	2,000	.00	.00	2,000.00	.0%
628024 Street Light Repairs	0	0	0	.00	.00	.00	.0%
628025 Traffic Signal Maintenance	0	0	0	1,063.92	.00	-1,063.92	.0%
629000 Professional Development	4,000	0	4,000	.00	.00	4,000.00	.0%

CITY OF AUBURN
SEPTEMBER EXPENSES

FROM 2025 01 TO 2025 03

	ORIGINAL APPROP	TRANFRS/ ADJSTMTS	REVISED BUDGET	ACTUALS	ENCUMBRANCES	AVAILABLE BUDGET	PCT USED
629001 Travel - Mileage Reimbursment	300	0	300	.00	.00	300.00	.0%
629002 Travel - Seminar Costs	0	0	0	.00	.00	.00	.0%
632000 Dues & Subscriptions	4,300	0	4,300	317.50	.00	3,982.50	7.4%
633000 Office Supplies	2,500	0	2,500	224.17	.00	2,275.83	9.0%
633001 Operating Supplies	3,000	0	3,000	.00	.00	3,000.00	.0%
633021 Safety Equipment	1,000	0	1,000	.00	.00	1,000.00	.0%
633029 MV Sup - Tires/Tube/Chain	0	0	0	.00	.00	.00	.0%
633030 MV Sup - Fuel	0	0	0	.00	.00	.00	.0%
640000 Telephones/Cell stipends	3,900	0	3,900	1,018.42	.00	2,881.58	26.1%
641002 Electricity	0	0	0	.00	.00	.00	.0%
TOTAL Planning & Permitting	829,048	0	829,048	165,493.44	.00	663,554.56	20.0%
1011 Economic Development							
611000 Regular Salaries	113,938	0	113,938	40,617.83	.00	73,320.17	35.6%
620000 Advertising	500	0	500	.00	.00	500.00	.0%
628000 PS - Gen/Professional	12,220	0	12,220	.00	.00	12,220.00	.0%
629000 Professional Development	2,500	0	2,500	.00	.00	2,500.00	.0%
629001 Travel - Mileage Reimbursment	2,750	0	2,750	.00	.00	2,750.00	.0%
629002 Travel - Seminar Costs	0	0	0	.00	.00	.00	.0%
632000 Dues & Subscriptions	2,253	0	2,253	.00	.00	2,253.00	.0%
633000 Office Supplies	500	0	500	17.96	.00	482.04	3.6%
640000 Telephones/Cell Stipends	800	0	800	101.82	.00	698.18	12.7%
TOTAL Economic Development	135,461	0	135,461	40,737.61	.00	94,723.39	30.1%
1012 Planning & Permittin							
611000 Regular Salaries	0	0	0	568.88	.00	-568.88	.0%
613000 OT - Regular	0	0	0	750.00	.00	-750.00	.0%
TOTAL Planning & Permittin	0	0	0	1,318.88	.00	-1,318.88	.0%
1013 Business & Community Developme							

CITY OF AUBURN
SEPTEMBER EXPENSES

FROM 2025 01 TO 2025 03

	ORIGINAL APPROP	TRANFRS/ ADJSTMTS	REVISED BUDGET	ACTUALS	ENCUMBRANCES	AVAILABLE BUDGET	PCT USED
611000 Regular Salaries	757,068	0	757,068	110,818.93	.00	646,249.07	14.6%
614003 Longevity Bonus	0	0	0	.00	.00	.00	.0%
620000 Advertising	1,000	0	1,000	.00	.00	1,000.00	.0%
628000 PS - Gen/Professional	20,000	0	20,000	5,066.45	.00	14,933.55	25.3%
629000 Professional Development	15,000	0	15,000	140.00	.00	14,860.00	.9%
629001 Travel - Mileage Reimbursement	2,000	0	2,000	288.00	.00	1,712.00	14.4%
632000 Dues & Subscriptions	4,500	0	4,500	-318.69	.00	4,818.69	-7.1%
633000 Office Supplies	2,500	0	2,500	420.12	.00	2,079.88	16.8%
640000 Telephones/Cell Stipends	2,500	0	2,500	666.76	.00	1,833.24	26.7%
TOTAL Business & Community Developme	804,568	0	804,568	117,081.57	.00	687,486.43	14.6%
1014 Engineering							
611000 Regular Salaries	306,286	0	306,286	.00	.00	306,286.00	.0%
615000 Uniform Allowance	750	0	750	.00	.00	750.00	.0%
620000 Advertising	150	0	150	.00	.00	150.00	.0%
628000 PS - Gen/Professional	5,000	0	5,000	.00	.00	5,000.00	.0%
628005 Water Quality Monitoring	15,000	0	15,000	.00	.00	15,000.00	.0%
628008 Recording Fee	250	0	250	.00	.00	250.00	.0%
628021 Equipment Repairs	500	0	500	.00	.00	500.00	.0%
629000 Professional Development	5,500	0	5,500	.00	.00	5,500.00	.0%
629001 Travel - Mileage Reimbursement	150	0	150	.00	.00	150.00	.0%
631000 Reports, Printing, & Binding	250	0	250	.00	.00	250.00	.0%
632000 Dues & Subscriptions	2,000	0	2,000	.00	.00	2,000.00	.0%
633000 Office Supplies	400	0	400	123.90	.00	276.10	31.0%
633001 Operating Supplies	200	0	200	.00	.00	200.00	.0%
633021 Safety Equipment	300	0	300	.00	.00	300.00	.0%
633023 Small Tools	400	0	400	.00	.00	400.00	.0%
640000 Telephones/Cell Stipends	1,910	0	1,910	120.00	.00	1,790.00	6.3%
650030 Operating Capital	9,600	0	9,600	.00	.00	9,600.00	.0%
655405 St Imp-Crack Seal	15,000	0	15,000	.00	.00	15,000.00	.0%
TOTAL Engineering	363,646	0	363,646	243.90	.00	363,402.10	.1%
1015 Facilities							
611000 Regular Salaries	325,012	0	325,012	6,127.84	.00	318,884.16	1.9%

CITY OF AUBURN
SEPTEMBER EXPENSES

FROM 2025 01 TO 2025 03

	ORIGINAL APPROP	TRANFRS/ ADJSTMTS	REVISED BUDGET	ACTUALS	ENCUMBRANCES	AVAILABLE BUDGET	PCT USED
614003 Longevity Bonus	1,000	0	1,000	.00	.00	1,000.00	.0%
615000 Uniform Allowance	500	0	500	.00	.00	500.00	.0%
620000 Advertising	100	0	100	.00	.00	100.00	.0%
628000 PS - Gen/Professional	102,608	0	102,608	11,449.96	4,110.09	87,047.95	15.2%
628021 Equipment Repairs	4,500	0	4,500	.00	.00	4,500.00	.0%
628090 Municipal Property Maintenance	15,000	0	15,000	2,005.20	.00	12,994.80	13.4%
629000 Professional Development	4,650	0	4,650	.00	.00	4,650.00	.0%
633000 Office Supplies	5,800	0	5,800	1,559.60	.00	4,240.40	26.9%
633001 Operating Supplies	12,000	0	12,000	1,257.85	.00	10,742.15	10.5%
633021 Safety Equipment	100	0	100	.00	.00	100.00	.0%
633023 Small Tools	100	0	100	97.42	.00	2.58	97.4%
633030 MV Sup - Fuel	358,621	0	358,621	.00	.00	358,621.00	.0%
633033 Tax Acquired Property Exp	1,500	0	1,500	.00	.00	1,500.00	.0%
640000 Telephones/Cell Stipends	1,800	0	1,800	260.00	.00	1,540.00	14.4%
641000 Water/Sewer	34,610	0	34,610	5,706.36	.00	28,903.64	16.5%
641001 Natural Gas	177,500	0	177,500	1,224.56	.00	176,275.44	.7%
641002 Electricity	312,750	0	312,750	-6,047.77	.00	318,797.77	-1.9%
642000 Postage	0	0	0	.00	.00	.00	.0%
650030 Operating Capital	516,000	0	516,000	187,834.00	14,850.00	313,316.00	39.3%
TOTAL Facilities	1,874,151	0	1,874,151	211,475.02	18,960.09	1,643,715.89	12.3%
1016 worker's Compensation							
900001 Transfer Out	719,025	0	719,025	.00	.00	719,025.00	.0%
TOTAL worker's Compensation	719,025	0	719,025	.00	.00	719,025.00	.0%
1017 Fringe Benefits & Salary Incre							
617000 Health Insurance	3,921,869	0	3,921,869	905,055.87	.00	3,016,813.13	23.1%
617001 FICA/Medicare	939,327	0	939,327	245,021.21	.00	694,305.79	26.1%
617004 MSRS Retirement	2,086,753	0	2,086,753	485,421.25	.00	1,601,331.75	23.3%
617005 ICMA Retirement	290,966	0	290,966	83,147.72	.00	207,818.28	28.6%
617008 Cafeteria Plan	218,800	0	218,800	63,957.62	.00	154,842.38	29.2%
617010 Health Reimbursement Account	450,000	0	450,000	49,164.57	.00	400,835.43	10.9%
617015 Unemployment	40,000	0	40,000	5,545.39	.00	34,454.61	13.9%
618000 Salary Reserves	265,000	0	265,000	10,006.25	.00	254,993.75	3.8%
TOTAL Fringe Benefits & Salary Incre	8,212,715	0	8,212,715	1,847,319.88	.00	6,365,395.12	22.5%

CITY OF AUBURN
SEPTEMBER EXPENSES

FROM 2025 01 TO 2025 03

	ORIGINAL APPROP	TRANFRS/ ADJSTMTS	REVISED BUDGET	ACTUALS	ENCUMBRANCES	AVAILABLE BUDGET	PCT USED
1018 Emergency Reserve							
670000 Emergency Reserve	550,000	0	550,000	.00	.00	550,000.00	.0%
TOTAL Emergency Reserve	550,000	0	550,000	.00	.00	550,000.00	.0%
1019 Debt Service							
660000 Debt Service - Principal	7,771,975	0	7,771,975	7,338,598.28	.00	433,376.72	94.4%
661000 Debt Service - Interest	2,000,837	0	2,000,837	1,070,492.50	.00	930,344.50	53.5%
TOTAL Debt Service	9,772,812	0	9,772,812	8,409,090.78	.00	1,363,721.22	86.0%
1020 Capital Investment and Purchas							
611000 Regular Salaries	0	0	0	75,567.95	.00	-75,567.95	.0%
615000 Uniform Allowance	0	0	0	.00	.00	.00	.0%
628000 PS - Gen/Professional	0	0	0	.00	.00	.00	.0%
628005 Water Quality Monitoring	0	0	0	5,008.75	-5,008.75	.00	.0%
628008 Recording Fee	0	0	0	.00	.00	.00	.0%
628019 Building Repairs	0	0	0	.00	.00	.00	.0%
628021 Equipment Repairs	0	0	0	.00	.00	.00	.0%
628090 Municipal Property Maintenance	0	0	0	.00	.00	.00	.0%
629000 Professional Development	0	0	0	.00	.00	.00	.0%
632000 Dues & Subscriptions	0	0	0	.00	.00	.00	.0%
633000 Office Supplies	0	0	0	.00	.00	.00	.0%
633001 Operating Supplies	0	0	0	.00	.00	.00	.0%
633021 Safety Equipment	0	0	0	.00	.00	.00	.0%
633023 Small Tools	0	0	0	.00	.00	.00	.0%
633030 MV Sup - Fuel	0	0	0	.00	.00	.00	.0%
633033 Tax Acquired Property Exp	0	0	0	.00	.00	.00	.0%
640000 Telephones/Cell Stipends	0	0	0	421.59	.00	-421.59	.0%
641000 Water/Sewer	0	0	0	.00	.00	.00	.0%
641001 Natural Gas	0	0	0	.00	.00	.00	.0%
641002 Electricity	0	0	0	-3,405.86	.00	3,405.86	.0%
650030 Operating Capital	0	0	0	35,201.99	-35,201.99	.00	.0%

CITY OF AUBURN
SEPTEMBER EXPENSES

FROM 2025 01 TO 2025 03

	ORIGINAL APPROP	TRANFRS/ ADJSTMTS	REVISED BUDGET	ACTUALS	ENCUMBRANCES	AVAILABLE BUDGET	PCT USED
655405 St Imp-Crack Seal	0	0	0	.00	.00	.00	.0%
TOTAL Capital Investment and Purchas	0	0	0	112,794.42	-40,210.74	-72,583.68	.0%
1021 Fire & EMS Transport							
611000 Regular Salaries	4,939,295	0	4,939,295	1,099,843.02	.00	3,839,451.98	22.3%
611002 Acting Rank	16,000	0	16,000	4,475.66	.00	11,524.34	28.0%
613000 OT - Regular	80,000	0	80,000	.00	.00	80,000.00	.0%
613001 OT - Vacation Replacement	12,000	0	12,000	1,287.78	.00	10,712.22	10.7%
613002 OT - Sick Replace LT	42,000	0	42,000	13,545.02	.00	28,454.98	32.3%
613003 OT - Sick Replace ST	160,000	0	160,000	47,579.11	.00	112,420.89	29.7%
613004 OT - Mandatory Training	25,000	0	25,000	3,006.32	.00	21,993.68	12.0%
613005 OT - Outside Jobs	0	0	0	648.71	.00	-648.71	.0%
613008 OT - Extra Assignments	84,992	0	84,992	10,818.44	.00	74,173.56	12.7%
613010 OT - Vacancies/Retirement	18,000	0	18,000	63,388.26	.00	-45,388.26	352.2%
613011 OT - Work Related Injuries	23,000	0	23,000	19,316.02	.00	3,683.98	84.0%
613012 OT - Meetings	7,000	0	7,000	.00	.00	7,000.00	.0%
613013 OT - Funeral Leave	5,000	0	5,000	.00	.00	5,000.00	.0%
613014 OT - Multiple Alarms	5,000	0	5,000	3,738.79	.00	1,261.21	74.8%
614002 Holiday Pay	245,000	0	245,000	36,199.75	.00	208,800.25	14.8%
614006 EMS Ambulance Pay	133,000	0	133,000	27,804.01	.00	105,195.99	20.9%
615000 Uniform Allowance	39,680	0	39,680	4,767.66	.00	34,912.34	12.0%
615100 Protective Clothing	48,000	0	48,000	9,870.85	3,096.94	35,032.21	27.0%
616000 Physicals	4,000	0	4,000	.00	.00	4,000.00	.0%
616001 Safety Compliance	10,000	0	10,000	40.00	.00	9,960.00	.4%
620000 Advertising	500	0	500	.00	.00	500.00	.0%
628000 PS - Gen/Professional	75,000	0	75,000	10,805.58	.00	64,194.42	14.4%
628013 Uniform Clean/Laundry	200	0	200	.00	.00	200.00	.0%
628019 Building Repairs	4,500	0	4,500	2,951.87	-1,221.39	2,769.52	38.5%
628020 Vehicle Repairs	85,000	0	85,000	7,595.17	2,749.12	74,655.71	12.2%
628021 Equipment Repairs	15,000	0	15,000	4,572.17	.00	10,427.83	30.5%
628023 Radio Equipment Repairs	2,500	0	2,500	.00	.00	2,500.00	.0%
628026 Maintenance Contractx	21,350	0	21,350	.00	.00	21,350.00	.0%
628047 PS-Public Relations	500	0	500	.00	.00	500.00	.0%
628049 EMS Vehicle Repairs	10,000	0	10,000	488.20	1,918.93	7,592.87	24.1%
629000 Professional Development	95,000	0	95,000	9,985.57	.00	85,014.43	10.5%
631000 Reports, Printing, & Binding	500	0	500	.00	.00	500.00	.0%
632000 Dues & Subscriptions	26,950	0	26,950	32,023.30	.00	-5,073.30	118.8%
633000 Office Supplies	4,000	0	4,000	1,188.08	.00	2,811.92	29.7%

CITY OF AUBURN
SEPTEMBER EXPENSES

FROM 2025 01 TO 2025 03

	ORIGINAL APPROP	TRANFRS/ ADJSTMTS	REVISED BUDGET	ACTUALS	ENCUMBRANCES	AVAILABLE BUDGET	PCT USED
633006 Fire Prevention Supplies	5,500	0	5,500	.00	.00	5,500.00	.0%
633007 Maintenance Supplies	7,000	0	7,000	2,468.61	.00	4,531.39	35.3%
633009 Fire Training Supplies	4,500	0	4,500	.00	.00	4,500.00	.0%
633011 Medical Supplies	85,000	0	85,000	12,076.52	3,413.74	69,509.74	18.2%
633023 Small Tools	15,000	0	15,000	565.32	4,939.00	9,495.68	36.7%
633027 Other Sup - Other	6,500	0	6,500	39.59	.00	6,460.41	.6%
633029 MV Sup - Tires/Tube/Chain	9,000	0	9,000	7,004.62	.00	1,995.38	77.8%
633030 MV Sup - Fuel	0	0	0	.00	.00	.00	.0%
633050 EMS Program Exp	1,500	0	1,500	.00	.00	1,500.00	.0%
640000 Telephones/Cell Stipends	6,000	0	6,000	1,034.04	.00	4,965.96	17.2%
641000 Water/Sewer	0	0	0	.00	.00	.00	.0%
641001 Natural Gas	0	0	0	.00	.00	.00	.0%
641002 Electricity	0	0	0	.00	.00	.00	.0%
641003 Bottled Gas	1,500	0	1,500	590.79	.00	909.21	39.4%
641005 Diesel	0	0	0	223.89	.00	-223.89	.0%
642000 Postage	500	0	500	.00	.00	500.00	.0%
650010 Capital Reserve	250,000	0	250,000	.00	.00	250,000.00	.0%
653030 EMS Communication Equipment	4,000	0	4,000	240.06	.00	3,759.94	6.0%
654000 Computer Software	1,000	0	1,000	3.00	.00	997.00	.3%
656407 AMBULANCE PURCHASE	0	0	0	.00	50,000.00	-50,000.00	.0%
TOTAL Fire & EMS Transport	6,634,967	0	6,634,967	1,440,185.78	64,896.34	5,129,884.88	22.7%

1022 Police

611000 Regular Salaries	4,757,211	0	4,757,211	1,035,782.33	.00	3,721,428.67	21.8%
612001 Temp Assistance	400	0	400	.00	.00	400.00	.0%
613000 OT - Regular	78,882	0	78,882	27,123.53	.00	51,758.47	34.4%
613001 OT - Vacation Replacement	56,938	0	56,938	21,939.45	.00	34,998.55	38.5%
613002 OT - Sick Replace LT	55,011	0	55,011	2,625.93	.00	52,385.07	4.8%
613003 OT - Sick Replace ST	0	0	0	8,555.43	.00	-8,555.43	.0%
613004 OT - Mandatory Training	3,000	0	3,000	1,104.16	.00	1,895.84	36.8%
613005 OT - Outside Jobs	0	0	0	-2,066.28	.00	2,066.28	.0%
613006 OT - Court	18,000	0	18,000	3,409.75	.00	14,590.25	18.9%
613008 OT - Extra Assignments	0	0	0	1,358.15	.00	-1,358.15	.0%
613035 OT-Special Events	20,000	0	20,000	2,257.50	.00	17,742.50	11.3%
614000 Extra Pay - On Call	20,980	0	20,980	5,267.27	.00	15,712.73	25.1%
614002 Holiday Pay	209,000	0	209,000	35,239.13	.00	173,760.87	16.9%
614003 Longevity Bonus	500	0	500	.00	.00	500.00	.0%
614004 Educational Incentive	2,500	0	2,500	9,800.00	.00	-7,300.00	392.0%

CITY OF AUBURN
SEPTEMBER EXPENSES

FROM 2025 01 TO 2025 03

	ORIGINAL APPROP	TRANFRS/ ADJSTMTS	REVISED BUDGET	ACTUALS	ENCUMBRANCES	AVAILABLE BUDGET	PCT USED
633005 Computer Hardware	45,000	0	45,000	2,704.74	1,658.30	40,636.96	9.7%
640000 Telephones/Cell Stipends	4,000	0	4,000	3,711.40	.00	288.60	92.8%
640002 Network	60,000	0	60,000	16,739.59	121.28	43,139.13	28.1%
640012 Network Billable & Reimbursemen	0	0	0	814.82	.00	-814.82	.0%
644004 Rental - Photocopiers	34,000	0	34,000	5,150.49	.00	28,849.51	15.1%
654000 Computer Software	15,000	0	15,000	7,560.00	400.00	7,040.00	53.3%
654001 Software Licensing	473,000	0	473,000	311,700.89	10,703.00	150,596.11	68.2%
TOTAL Information Technology	1,039,215	0	1,039,215	453,587.63	13,760.38	571,866.99	45.0%
1030 Recreation and Sports Tourism							
611000 Regular Salaries	447,906	0	447,906	100,825.52	.00	347,080.48	22.5%
612007 Sal. - Recreation Part-Time	35,000	0	35,000	9,936.68	.00	25,063.32	28.4%
613000 OT - Regular	2,000	0	2,000	391.50	.00	1,608.50	19.6%
614003 Longevity Bonus	300	0	300	300.00	.00	.00	100.0%
614015 Earned Paid Leave	500	0	500	152.00	.00	348.00	30.4%
615000 Uniform Allowance	0	0	0	.00	.00	.00	.0%
628000 PS - Gen/Professional	25,000	0	25,000	14,076.45	.00	10,923.55	56.3%
628019 Building Repairs	0	0	0	.00	.00	.00	.0%
628020 Vehicle Repairs	0	0	0	.00	.00	.00	.0%
628021 Equipment Repairs	5,000	0	5,000	730.49	.00	4,269.51	14.6%
628026 Maintenance Contractx	7,000	0	7,000	.00	.00	7,000.00	.0%
628950 Community Programs	22,000	0	22,000	1,351.72	.00	20,648.28	6.1%
629000 Professional Development	2,500	0	2,500	.00	.00	2,500.00	.0%
629001 Travel - Mileage Reimbursment	250	0	250	.00	.00	250.00	.0%
632000 Dues & Subscriptions	3,560	0	3,560	500.00	.00	3,060.00	14.0%
633000 Office Supplies	4,000	0	4,000	449.85	.00	3,550.15	11.2%
633001 Operating Supplies	11,000	0	11,000	.00	.00	11,000.00	.0%
633003 Janitorial Supplies	7,000	0	7,000	254.30	.00	6,745.70	3.6%
633007 Maintenance Supplies	14,000	0	14,000	3,650.00	.00	10,350.00	26.1%
633011 Medical Supplies	500	0	500	189.00	.00	311.00	37.8%
633029 MV Sup - Tires/Tube/Chain	0	0	0	.00	.00	.00	.0%
633030 MV Sup - Fuel	0	0	0	.00	.00	.00	.0%
640000 Telephones/Cell Stipends	3,000	0	3,000	506.48	.00	2,493.52	16.9%
641000 water/Sewer	0	0	0	.00	.00	.00	.0%
641001 Natural Gas	0	0	0	.00	.00	.00	.0%
641002 Electricity	0	0	0	-25.00	.00	25.00	.0%
642000 Postage	350	0	350	.00	.00	350.00	.0%
TOTAL Recreation and Sports Tourism	590,866	0	590,866	133,288.99	.00	457,577.01	22.6%

CITY OF AUBURN
SEPTEMBER EXPENSES

FROM 2025 01 TO 2025 03

	ORIGINAL APPROP	TRANFRS/ ADJSTMTS	REVISED BUDGET	ACTUALS	ENCUMBRANCES	AVAILABLE BUDGET	PCT USED
614005 Sick Leave Incentive	8,000	0	8,000	6,019.93	.00	1,980.07	75.2%
615000 Uniform Allowance	38,500	0	38,500	14,221.17	.00	24,278.83	36.9%
616000 Physicals	3,000	0	3,000	712.00	.00	2,288.00	23.7%
616001 Safety Compliance	4,000	0	4,000	.00	.00	4,000.00	.0%
628000 PS - Gen/Professional	9,000	0	9,000	3,581.70	7,275.00	-1,856.70	120.6%
628004 Testing	2,700	0	2,700	.00	.00	2,700.00	.0%
628006 Animal Control	42,230	0	42,230	1,406.70	34,888.00	5,935.30	85.9%
628013 Uniform Clean/Laundry	26,000	0	26,000	6,311.75	19,645.25	43.00	99.8%
628019 Building Repairs	500	0	500	.00	.00	500.00	.0%
628020 Vehicle Repairs	0	0	0	.00	1,384.19	-1,384.19	.0%
628021 Equipment Repairs	4,200	0	4,200	.00	.00	4,200.00	.0%
628026 Maintenance Contractx	5,000	0	5,000	.00	.00	5,000.00	.0%
629000 Professional Development	54,500	0	54,500	27.95	.00	54,472.05	.1%
631000 Reports, Printing, & Binding	1,500	0	1,500	2,299.75	.00	-799.75	153.3%
632000 Dues & Subscriptions	14,300	0	14,300	7,304.00	.00	6,996.00	51.1%
633000 Office Supplies	3,000	0	3,000	87.90	.00	2,912.10	2.9%
633001 Operating Supplies	28,000	0	28,000	1,382.75	.00	26,617.25	4.9%
633029 MV Sup - Tires/Tube/Chain	18,000	0	18,000	.00	.00	18,000.00	.0%
633030 MV Sup - Fuel	0	0	0	.00	.00	.00	.0%
640000 Telephones/Cell Stipends	31,800	0	31,800	7,379.91	.00	24,420.09	23.2%
642000 Postage	1,000	0	1,000	.00	.00	1,000.00	.0%
TOTAL Police	5,517,652	0	5,517,652	1,203,131.86	63,192.44	4,251,327.70	23.0%
10221061 Fire - Sal Fringe							
611000 Regular Salaries	0	0	0	.00	.00	.00	.0%
TOTAL Fire - Sal Fringe	0	0	0	.00	.00	.00	.0%
1025 Information Technology							
611000 Regular Salaries	309,215	0	309,215	67,341.66	.00	241,873.34	21.8%
628000 PS - Gen/Professional	77,000	0	77,000	37,864.04	877.80	38,258.16	50.3%
628021 Equipment Repairs	4,000	0	4,000	.00	.00	4,000.00	.0%
629000 Professional Development	12,000	0	12,000	.00	.00	12,000.00	.0%
632000 Dues & Subscriptions	2,000	0	2,000	.00	.00	2,000.00	.0%
633001 Operating Supplies	4,000	0	4,000	.00	.00	4,000.00	.0%

CITY OF AUBURN
SEPTEMBER EXPENSES

FROM 2025 01 TO 2025 03

	ORIGINAL APPROP	TRANFRS/ ADJSTMTS	REVISED BUDGET	ACTUALS	ENCUMBRANCES	AVAILABLE BUDGET	PCT USED
1032 Health and Social Serv Assist							
628028 Electrical	30,000	0	30,000	10,342.57	.00	19,657.43	34.5%
628029 Medical	3,200	0	3,200	.00	.00	3,200.00	.0%
628030 Burial	25,000	0	25,000	.00	.00	25,000.00	.0%
628031 Fuel	1,000	0	1,000	538.06	.00	461.94	53.8%
628032 Provisions	50,000	0	50,000	.00	.00	50,000.00	.0%
628033 Rent	750,000	0	750,000	201,538.58	.00	548,461.42	26.9%
628034 Other	42,000	0	42,000	1,265.48	.00	40,734.52	3.0%
TOTAL Health and Social Serv Assist	901,200	0	901,200	213,684.69	.00	687,515.31	23.7%
1042 Public Works							
611000 Regular Salaries	3,524,738	0	3,524,738	787,317.57	.00	2,737,420.43	22.3%
613000 OT - Regular	65,000	0	65,000	20,958.17	.00	44,041.83	32.2%
613015 OT - Winter Road Maintenance	215,000	0	215,000	.00	.00	215,000.00	.0%
613016 OT - Fleet Services	1,000	0	1,000	.00	.00	1,000.00	.0%
613019 OT - Sand Removal	1,500	0	1,500	33.44	.00	1,466.56	2.2%
614003 Longevity Bonus	400	0	400	.00	.00	400.00	.0%
614004 Educational Incentive	0	0	0	.00	.00	.00	.0%
614005 Sick Leave Incentive	10,300	0	10,300	1,274.56	.00	9,025.44	12.4%
615000 Uniform Allowance	52,000	0	52,000	11,444.99	.00	40,555.01	22.0%
616001 Safety Compliance	10,200	0	10,200	.00	.00	10,200.00	.0%
628000 PS - Gen/Professional	270,000	0	270,000	102,431.09	1,512.83	166,056.08	38.5%
628007 Contracted Snow Removal	9,000	0	9,000	.00	.00	9,000.00	.0%
628010 Tree Removal	30,000	0	30,000	.00	7,500.00	22,500.00	25.0%
628012 Centerline Striping	271,400	0	271,400	77,602.90	70,939.00	122,858.10	54.7%
628014 Solid Waste Disposal	0	0	0	.00	.00	.00	.0%
628019 Building Repairs	115,000	0	115,000	8,225.26	.00	106,774.74	7.2%
628020 Vehicle Repairs	245,000	0	245,000	11,454.88	5,623.83	227,921.29	7.0%
628021 Equipment Repairs	30,000	0	30,000	10,084.20	.00	19,915.80	33.6%
628023 Radio Equipment Repairs	0	0	0	978.96	.00	-978.96	.0%
628024 Street Light Repairs	20,000	0	20,000	2,190.50	.00	17,809.50	11.0%
628025 Traffic Signal Maintenance	20,000	0	20,000	4,056.68	.00	15,943.32	20.3%
629000 Professional Development	22,000	0	22,000	1,765.00	.00	20,235.00	8.0%
629001 Travel - Mileage Reimbursement	3,950	0	3,950	.00	.00	3,950.00	.0%
629002 Travel - Seminar Costs	0	0	0	.00	.00	.00	.0%

CITY OF AUBURN
SEPTEMBER EXPENSES

FROM 2025 01 TO 2025 03

	ORIGINAL APPROP	TRANFRS/ ADJSTMTS	REVISED BUDGET	ACTUALS	ENCUMBRANCES	AVAILABLE BUDGET	PCT USED
631000 Reports, Printing, & Binding	2,000	0	2,000	.00	.00	2,000.00	.0%
632000 Dues & Subscriptions	23,500	0	23,500	718.75	.00	22,781.25	3.1%
633000 Office Supplies	2,500	0	2,500	229.89	.00	2,270.11	9.2%
633001 Operating Supplies	2,000	0	2,000	.00	.00	2,000.00	.0%
633007 Maintenance Supplies	52,500	0	52,500	8,748.77	.00	43,751.23	16.7%
633010 Welding Supplies	15,000	0	15,000	5,470.46	.00	9,529.54	36.5%
633013 Traffic Paint	5,000	0	5,000	180.30	.00	4,819.70	3.6%
633014 Sign Material	40,000	0	40,000	3,620.98	-1,878.75	38,257.77	4.4%
633015 Pre-Mix Asphalt	200,000	0	200,000	46,219.51	34,197.90	119,582.59	40.2%
633016 Culvert/Basin Supplies	75,000	0	75,000	10,026.48	36,845.23	28,128.29	62.5%
633017 Bridge/Fence Supplies	6,000	0	6,000	1,468.38	.00	4,531.62	24.5%
633018 Loam/Seed	14,000	0	14,000	5,921.98	.00	8,078.02	42.3%
633019 Calcium Chloride	8,000	0	8,000	7,913.67	.00	86.33	98.9%
633020 Road Salt	350,000	0	350,000	.00	300,000.00	50,000.00	85.7%
633021 Safety Equipment	25,000	0	25,000	15,129.41	.00	9,870.59	60.5%
633023 Small Tools	27,000	0	27,000	15,276.84	.00	11,723.16	56.6%
633024 Gravel	110,000	0	110,000	29,309.92	-27,395.86	108,085.94	1.7%
633025 Other Sup - MV Repair	130,000	0	130,000	60,358.14	5,368.47	64,273.39	50.6%
633026 Other Sup - Equipment Repl	80,000	0	80,000	5,525.32	.00	74,474.68	6.9%
633029 MV Sup - Tires/Tube/Chain	70,000	0	70,000	6,388.72	.00	63,611.28	9.1%
633030 MV Sup - Fuel	0	0	0	4,756.27	.00	-4,756.27	.0%
633031 MV Sup - Plow/Grader Blades	35,000	0	35,000	.00	.00	35,000.00	.0%
633032 MV Sup - Other	50,000	0	50,000	7,730.05	.00	42,269.95	15.5%
633035 Parks/Open Space Supplies	75,000	0	75,000	5,097.39	.00	69,902.61	6.8%
640000 Telephones/Cell Stipends	14,748	0	14,748	4,880.81	.00	9,867.19	33.1%
641000 Water/Sewer	0	0	0	.00	.00	.00	.0%
641002 Electricity	0	0	0	.00	.00	.00	.0%
641004 Heating Fuel	0	0	0	.00	.00	.00	.0%
642000 Postage	200	0	200	73.00	.00	127.00	36.5%
643000 Leachate Hauling	20,000	0	20,000	2,604.84	.00	17,395.16	13.0%
650030 Operating Capital	0	0	0	6,647.00	62,166.34	-68,813.34	.0%
655200 Guard Rail Replacement	20,000	0	20,000	.00	.00	20,000.00	.0%
655405 St Imp-Crack Seal	0	0	0	.00	.00	.00	.0%
TOTAL Public Works	6,368,936	0	6,368,936	1,294,115.08	494,878.99	4,579,941.93	28.1%
1043 Solid waste Disposal							
620000 Advertising	1,000	0	1,000	.00	.00	1,000.00	.0%
628014 Solid waste Disposal	516,500	0	516,500	119,545.37	.00	396,954.63	23.1%

CITY OF AUBURN
SEPTEMBER EXPENSES

FROM 2025 01 TO 2025 03

	ORIGINAL APPROP	TRANFRS/ ADJSTMTS	REVISED BUDGET	ACTUALS	ENCUMBRANCES	AVAILABLE BUDGET	PCT USED
628015 Solid waste Collection	720,000	0	720,000	175,653.56	.00	544,346.44	24.4%
628053 Recycling Disposal	91,000	0	91,000	8,265.77	.00	82,734.23	9.1%
628054 Recycling Collection	288,000	0	288,000	81,499.23	.00	206,500.77	28.3%
TOTAL Solid Waste Disposal	1,616,500	0	1,616,500	384,963.93	.00	1,231,536.07	23.8%
1045 County Tax							
628908 County Taxes	3,117,240	0	3,117,240	3,117,240.00	.00	.00	100.0%
TOTAL County Tax	3,117,240	0	3,117,240	3,117,240.00	.00	.00	100.0%
1046 PW School Maint & Custodial							
611000 Regular Salaries	0	0	0	148,112.45	.00	-148,112.45	.0%
613000 OT - Regular	0	0	0	15,296.36	.00	-15,296.36	.0%
628019 Building Repairs	0	0	0	236,357.31	921,518.87	-1,157,876.18	.0%
628021 Equipment Repairs	0	0	0	3,846.87	.00	-3,846.87	.0%
633007 Maintenance Supplies	0	0	0	16,223.97	41,256.00	-57,479.97	.0%
633029 MV Sup - Tires/Tube/Chain	0	0	0	149.99	.00	-149.99	.0%
641000 Water/Sewer	0	0	0	9,572.96	.00	-9,572.96	.0%
641002 Electricity	0	0	0	65,445.97	.00	-65,445.97	.0%
641004 Heating Fuel	0	0	0	12,658.86	.00	-12,658.86	.0%
TOTAL PW School Maint & Custodial	0	0	0	507,664.74	962,774.87	-1,470,439.61	.0%
1049 Auburn Art in the Park							
628917 Arts in the Park	25,000	0	25,000	6,250.00	.00	18,750.00	25.0%
TOTAL Auburn Art in the Park	25,000	0	25,000	6,250.00	.00	18,750.00	25.0%
1050 Public Library							

CITY OF AUBURN
SEPTEMBER EXPENSES

FROM 2025 01 TO 2025 03

	ORIGINAL APPROP	TRANFRS/ ADJSTMTS	REVISED BUDGET	ACTUALS	ENCUMBRANCES	AVAILABLE BUDGET	PCT USED
611000 Regular Salaries	0	0	0	.00	.00	.00	.0%
628900 Public Library	1,199,897	0	1,199,897	299,974.26	.00	899,922.74	25.0%
TOTAL Public Library	1,199,897	0	1,199,897	299,974.26	.00	899,922.74	25.0%
1051 Transfer to TIF							
900001 Transfer Out	3,049,803	0	3,049,803	.00	.00	3,049,803.00	.0%
TOTAL Transfer to TIF	3,049,803	0	3,049,803	.00	.00	3,049,803.00	.0%
1052 Water & Sewer							
643002 Public Fire Protection Fee	840,280	0	840,280	195,300.82	.00	644,979.18	23.2%
TOTAL Water & Sewer	840,280	0	840,280	195,300.82	.00	644,979.18	23.2%
1053 Tax Sharing							
628909 Tax Sharing	260,000	0	260,000	.00	.00	260,000.00	.0%
TOTAL Tax Sharing	260,000	0	260,000	.00	.00	260,000.00	.0%
1054 Auburn-Lewiston Airport							
628911 Aub-Lew Airport	205,000	0	205,000	195,222.25	.00	9,777.75	95.2%
TOTAL Auburn-Lewiston Airport	205,000	0	205,000	195,222.25	.00	9,777.75	95.2%
1056 LA Transit Committee							
628913 Lew-Aub Transit	458,502	0	458,502	.00	.00	458,502.00	.0%
TOTAL LA Transit Committee	458,502	0	458,502	.00	.00	458,502.00	.0%

CITY OF AUBURN
SEPTEMBER EXPENSES

FROM 2025 01 TO 2025 03

	ORIGINAL APPROP	TRANFRS/ ADJSTMTS	REVISED BUDGET	ACTUALS	ENCUMBRANCES	AVAILABLE BUDGET	PCT USED
1057 LA-911							
611000 Regular Salaries	0	0	0	555.00	.00	-555.00	.0%
613000 OT - Regular	0	0	0	.00	.00	.00	.0%
628914 Lew-Aub 911	1,380,000	0	1,380,000	344,998.93	.00	1,035,001.07	25.0%
TOTAL LA-911	1,380,000	0	1,380,000	345,553.93	.00	1,034,446.07	25.0%
1070 Education							
600000 Expenditures	62,123,472	0	62,123,472	.00	.00	62,123,472.00	.0%
TOTAL Education	62,123,472	0	62,123,472	.00	.00	62,123,472.00	.0%
TOTAL General Fund	121,825,947	0	121,825,947	21,449,631.42	1,577,391.62	98,798,923.96	18.9%
TOTAL EXPENSES	121,825,947	0	121,825,947	21,449,631.42	1,577,391.62	98,798,923.96	
GRAND TOTAL	121,825,947	0	121,825,947	21,449,631.42	1,577,391.62	98,798,923.96	18.9%

Norway Savings Bank Arena

for the Period Ended September 30, 2024

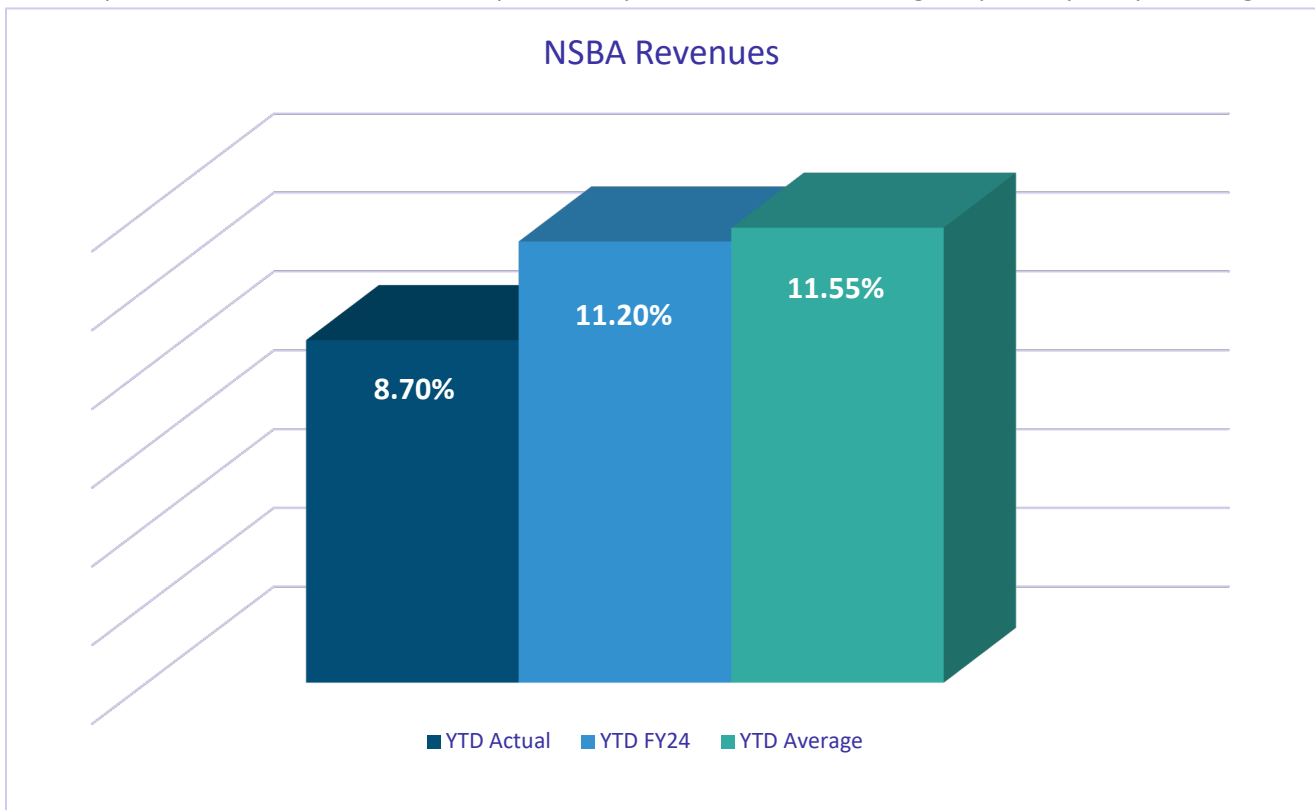
As of September 2024, Norway Arena had an operating loss fiscal YTD of \$47,882.

Revenues:

The operating revenues for Norway Arena through September 2024 are \$95,527 or 8.7% of the budget as compared to 11.2% of actual revenues through September 2023. This revenue comes from concessions, sign advertisements, pro shop lease, youth programming, shinny hockey, public skating, and ice rentals.

- Ice rentals began earlier last year and Twin City Thunder no longer at rink, causing reduction in revenue.

*Graph reflects current YTD with comparison to prior YTD and YTD average of prior 3 years percentage.



CITY OF AUBURN
SEPTEMBER REVENUES

FROM 2025 01 TO 2025 03

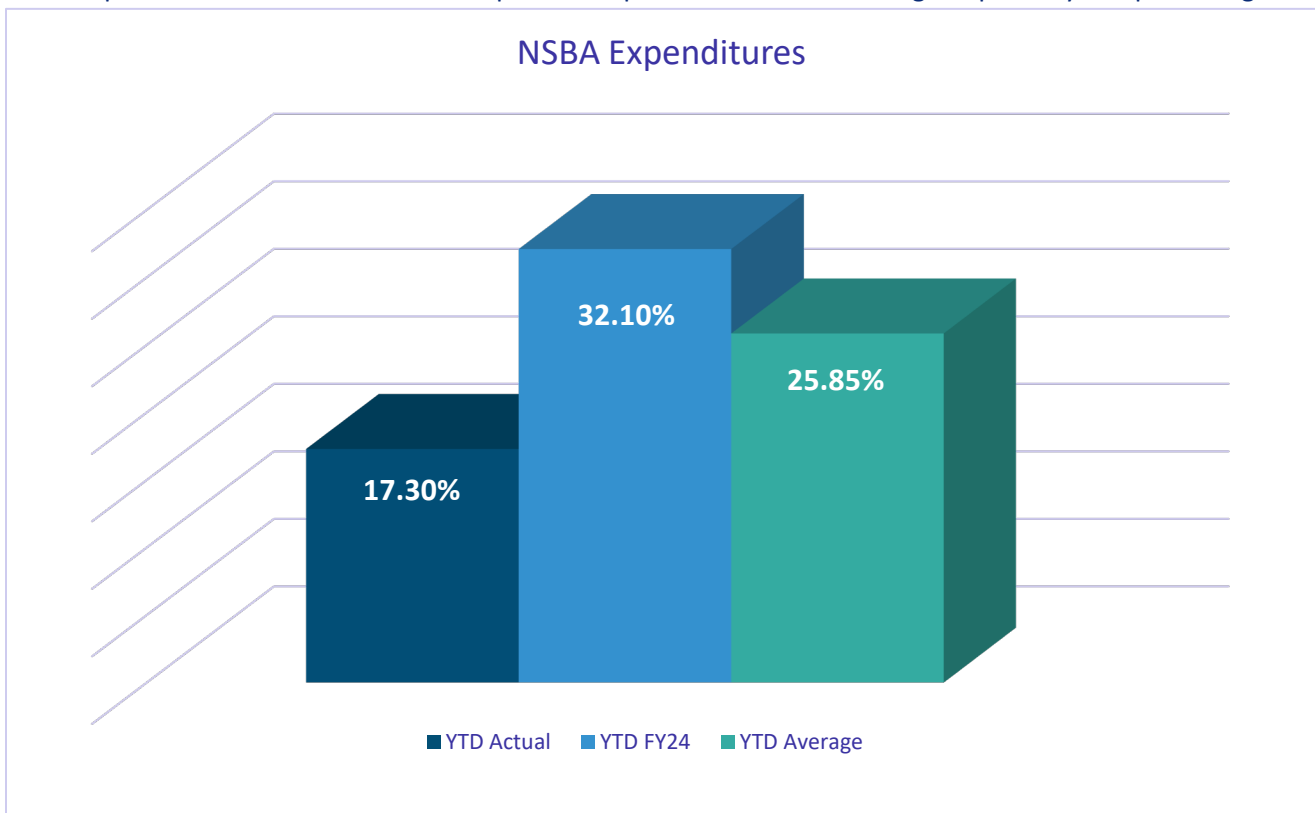
	ORIGINAL APPROP	TRANFRS/ ADJSTMTS	REVISED BUDGET	ACTUALS	ENCUMBRANCES	AVAILABLE BUDGET	PCT USED
6200 Norway Savings Bank Arena							
6200 Norway Savings Bank Arena							
4201 Ice Rental-Gladiators	-280,000	0	-280,000	.00	.00	-280,000.00	.0%
4202 Ice Rental-Edward Little	-22,500	0	-22,500	-4,185.00	.00	-18,315.00	18.6%
4203 Ice Rental-Red Hornets	-18,500	0	-18,500	-2,602.50	.00	-15,897.50	14.1%
4205 Ice Rental-St Doms (B & G)	-35,000	0	-35,000	.00	.00	-35,000.00	.0%
4206 Ice Rental-Poland/Gray NG	-18,500	0	-18,500	.00	.00	-18,500.00	.0%
4207 Ice Rental-CMCC	-22,500	0	-22,500	.00	.00	-22,500.00	.0%
4208 Ice Rental-SMMHL	-2,000	0	-2,000	.00	.00	-2,000.00	.0%
4209 Ice Rental-Adult Leagues	-162,000	0	-162,000	-24,391.68	.00	-137,608.32	15.1%
4210 Ice Rental-Twin City Thunder	-33,800	0	-33,800	-6,604.99	.00	-27,195.01	19.5%
4211 Ticket Revenue	-28,600	0	-28,600	-1,116.00	.00	-27,484.00	3.9%
4212 Ice Rental-Twin City Thunders	0	0	0	.00	.00	.00	.0%
4215 Freestyle-Figure Skating	-7,500	0	-7,500	-385.00	.00	-7,115.00	5.1%
4220 Camps/Clinics	-45,000	0	-45,000	-8,060.00	.00	-36,940.00	17.9%
4221 Tournaments	-75,000	0	-75,000	.00	.00	-75,000.00	.0%
4223 Private Rentals	-30,000	0	-30,000	-6,370.00	.00	-23,630.00	21.2%
4224 Public Skate	-25,000	0	-25,000	-725.00	.00	-24,275.00	2.9%
4225 Shiny Hockey	-4,000	0	-4,000	-120.00	.00	-3,880.00	3.0%
4240 Programs	-20,000	0	-20,000	-2,100.00	.00	-17,900.00	10.5%
4250 Non Ice & Facility Rent	-40,000	0	-40,000	-3,041.25	.00	-36,958.75	7.6%
4252 Skate Rentals	-3,000	0	-3,000	-180.00	.00	-2,820.00	6.0%
4260 Concessions	-21,000	0	-21,000	.00	.00	-21,000.00	.0%
4261 Pepsi Vending Machines	-3,000	0	-3,000	-498.22	.00	-2,501.78	16.6%
4263 Vending Food	0	0	0	-76.90	.00	76.90	.0%
4265 Pro Shop	-7,000	0	-7,000	.00	.00	-7,000.00	.0%
4270 Sponsorships	-195,000	0	-195,000	-35,070.95	.00	-159,929.05	18.0%
TOTAL Norway Savings Bank Arena	-1,098,900	0	-1,098,900	-95,527.49	.00	-1,003,372.51	8.7%
TOTAL Norway Savings Bank Arena	-1,098,900	0	-1,098,900	-95,527.49	.00	-1,003,372.51	8.7%
TOTAL REVENUES	-1,098,900	0	-1,098,900	-95,527.49	.00	-1,003,372.51	
GRAND TOTAL	-1,098,900	0	-1,098,900	-95,527.49	.00	-1,003,372.51	8.7%

Expenditures:

The operating expenses for Norway Arena through September 2024 were \$143,409 or 17.3% of the budget as compared to 32.1% of actual expenditures through September 2023. These expenses include personnel costs, supplies, utilities, repairs, capital purchases and maintenance.

- Electricity credits from hydro agreement have kept costs extremely low YTD.

*Graph reflects current YTD with comparison to prior YTD and YTD average of prior 3 years percentage.



CITY OF AUBURN
SEPTEMBER EXPENSES

FROM 2025 01 TO 2025 03

	ORIGINAL APPROP	TRANFRS/ ADJSTMTS	REVISED BUDGET	ACTUALS	ENCUMBRANCES	AVAILABLE BUDGET	PCT USED
6200 Norway Savings Bank Arena							
6200 Norway Savings Bank Arena							
611000 Regular Salaries	311,032	0	311,032	80,751.43	.00	230,280.57	26.0%
612000 Part Time	60,000	0	60,000	14,149.78	.00	45,850.22	23.6%
612008 Programs	10,000	0	10,000	532.50	.00	9,467.50	5.3%
613030 Police Time	0	0	0	-2,197.00	.00	2,197.00	.0%
614015 Earned Paid Leave	0	0	0	.00	.00	.00	.0%
615000 Uniform Allowance	0	0	0	.00	.00	.00	.0%
620000 Advertising	2,000	0	2,000	.00	.00	2,000.00	.0%
628000 PS - Gen/Professional	12,000	0	12,000	.00	.00	12,000.00	.0%
628003 Drug Testing	400	0	400	.00	.00	400.00	.0%
628014 Solid Waste Disposal	600	0	600	139.16	.00	460.84	23.2%
628019 Building Repairs	50,000	0	50,000	1,859.71	.00	48,140.29	3.7%
628020 Vehicle Repairs	4,000	0	4,000	5,623.51	.00	-1,623.51	140.6%
628021 Equipment Repairs	4,000	0	4,000	2,249.82	.00	1,750.18	56.2%
628026 Maintenance Contractx	0	0	0	.00	.00	.00	.0%
628051 Cleaning Services	20,000	0	20,000	3,325.00	16,675.00	.00	100.0%
628070 Security	4,900	0	4,900	.00	.00	4,900.00	.0%
629000 Professional Development	5,000	0	5,000	.00	.00	5,000.00	.0%
632000 Dues & Subscriptions	7,412	0	7,412	7,500.00	1,350.00	-1,438.00	119.4%
633000 Office Supplies	2,000	0	2,000	.00	.00	2,000.00	.0%
633001 Operating Supplies	70,000	0	70,000	10,832.00	7,100.00	52,068.00	25.6%
633002 Other Sup - Operating Field	3,000	0	3,000	12.00	.00	2,988.00	.4%
633021 Safety Equipment	4,000	0	4,000	-145.10	.00	4,145.10	-3.6%
633030 MV Sup - Fuel	0	0	0	.00	.00	.00	.0%
640000 Telephones/Cell Stipends	5,000	0	5,000	873.90	.00	4,126.10	17.5%
640001 cable	2,500	0	2,500	535.68	.00	1,964.32	21.4%
641000 Water/Sewer	46,000	0	46,000	13,903.58	.00	32,096.42	30.2%
641001 Natural Gas	42,153	0	42,153	1,662.86	.00	40,490.14	3.9%
641002 Electricity	220,000	0	220,000	.00	.00	220,000.00	.0%
641003 Bottled Gas	5,000	0	5,000	1,800.24	.00	3,199.76	36.0%
642000 Postage	150	0	150	.00	.00	150.00	.0%
645000 Insurance Premiums	43,223	0	43,223	.00	.00	43,223.00	.0%
650000 Capital Outlay	40,000	0	40,000	.00	.00	40,000.00	.0%
TOTAL Norway Savings Bank Arena	974,370	0	974,370	143,409.07	25,125.00	805,835.93	17.3%
TOTAL Norway Savings Bank Arena	974,370	0	974,370	143,409.07	25,125.00	805,835.93	17.3%
TOTAL EXPENSES	974,370	0	974,370	143,409.07	25,125.00	805,835.93	
GRAND TOTAL	974,370	0	974,370	143,409.07	25,125.00	805,835.93	17.3%

Ingersoll Turf Facility

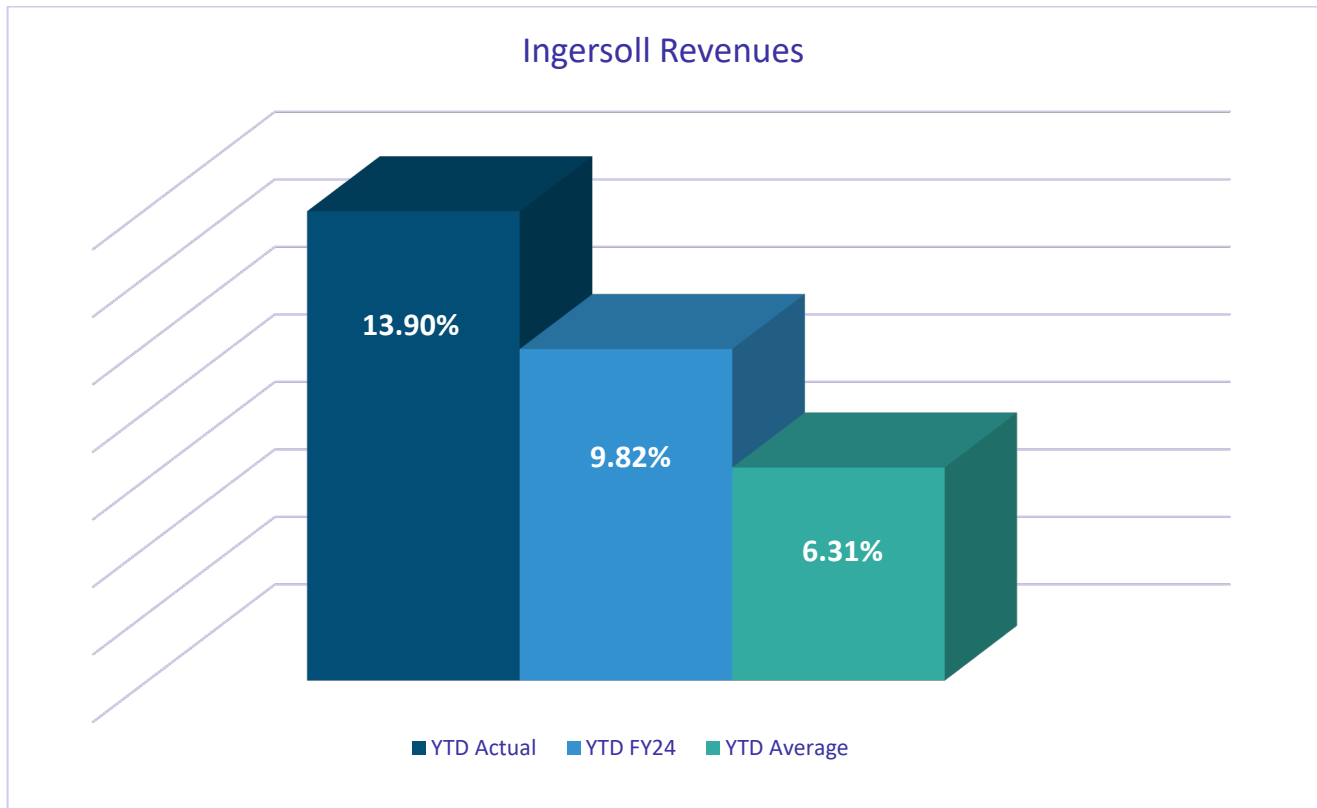
for the Period Ended September 30, 2024

As of September 2024, Ingersoll had an operating gain YTD of \$28,739. Of note, revenue to expenditure comparison is disproportionate as some expenditures are listed under the Recreation department budget, and regular salaries under Public Works.

Revenues:

The operating revenues for Ingersoll through September 2024 are \$30,596 or 13.9% of the budget as compared to 9.82% of actual revenues through September 2023. This revenue comes from sponsorships, programs, rental income, and batting cages.

*Graph reflects current YTD with comparison to prior YTD and YTD average of prior 3 years percentage.



CITY OF AUBURN
SEPTEMBER REVENUES

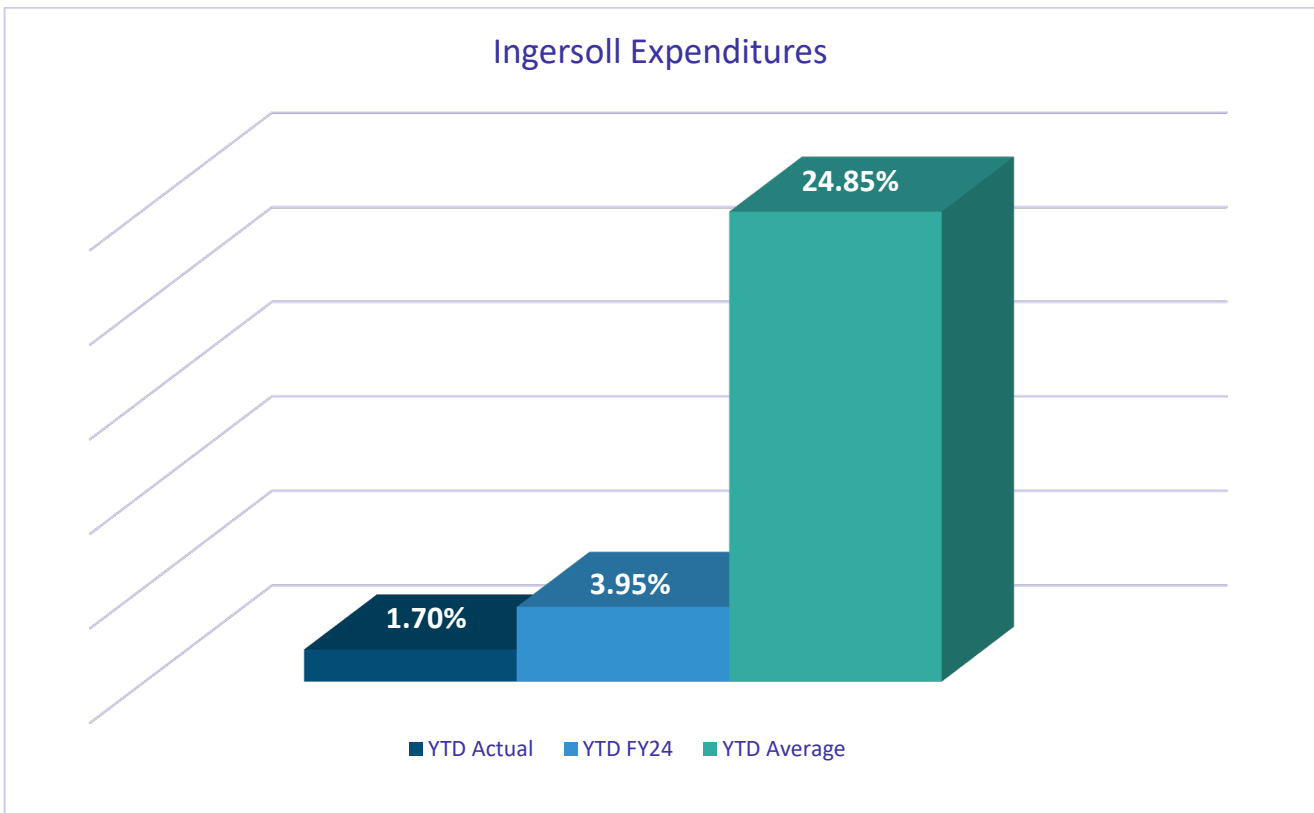
FROM 2025 01 TO 2025 03

	ORIGINAL APPROP	TRANFRS/ ADJSTMTS	REVISED BUDGET	ACTUALS	ENCUMBRANCES	AVAILABLE BUDGET	PCT USED
6100 Ingersoll Turf Facility							
6100 Ingersoll Turf Facility							
420070 Sponsorships-Special Events	-20,000	0	-20,000	-4,000.00	.00	-16,000.00	20.0%
420800 PROGRAM REVENUES	-18,000	0	-18,000	-5,455.00	.00	-12,545.00	30.3%
420903 Programs	-42,000	0	-42,000	-340.00	.00	-41,660.00	.8%
422000 Investment Income	0	0	0	-1,334.73	.00	1,334.73	.0%
429010 Rental Income	-140,000	0	-140,000	-19,466.50	.00	-120,533.50	13.9%
TOTAL Ingersoll Turf Facility	-220,000	0	-220,000	-30,596.23	.00	-189,403.77	13.9%
TOTAL Ingersoll Turf Facility	-220,000	0	-220,000	-30,596.23	.00	-189,403.77	13.9%
TOTAL REVENUES	-220,000	0	-220,000	-30,596.23	.00	-189,403.77	
GRAND TOTAL	-220,000	0	-220,000	-30,596.23	.00	-189,403.77	13.9%

Expenditures:

The operating expenses for Ingersoll through September 2024 were \$1,857 or 1.7% of the budget as compared to 3.95% of actual expenditures through September 2023. These expenses include supplies, repairs, capital purchases and maintenance. Many expenses are under Recreation, causing the disparity in comparison.

*Graph reflects current YTD with comparison to prior YTD and YTD average of prior 3 years percentage.



CITY OF AUBURN
SEPTEMBER EXPENSES

FROM 2025 01 TO 2025 03

	ORIGINAL APPROP	TRANFRS/ ADJSTMTS	REVISED BUDGET	ACTUALS	ENCUMBRANCES	AVAILABLE BUDGET	PCT USED
6100 Ingersoll Turf Facility							
6100 Ingersoll Turf Facility							
611000 Regular Salaries	40,000	0	40,000	.00	.00	40,000.00	.0%
612000 Part Time	25,000	0	25,000	528.77	.00	24,471.23	2.1%
620000 Advertising	500	0	500	.00	.00	500.00	.0%
628000 PS - Gen/Professional	5,300	0	5,300	.00	.00	5,300.00	.0%
628019 Building Repairs	20,000	0	20,000	258.48	.00	19,741.52	1.3%
629000 Professional Development	500	0	500	.00	.00	500.00	.0%
629001 Travel - Mileage Reimbursement	200	0	200	.00	.00	200.00	.0%
632000 Dues & Subscriptions	500	0	500	.00	.00	500.00	.0%
633000 Office Supplies	500	0	500	.00	.00	500.00	.0%
633003 Janitorial Supplies	2,000	0	2,000	371.64	.00	1,628.36	18.6%
633033 Tax Acquired Property Exp	16,300	0	16,300	522.85	.00	15,777.15	3.2%
640000 Telephones/Cell Stipends	1,400	0	1,400	175.53	.00	1,224.47	12.5%
641005 Diesel	300	0	300	.00	.00	300.00	.0%
642000 Postage	50	0	50	.00	.00	50.00	.0%
650000 Capital Outlay	0	0	0	.00	.00	.00	.0%
651069 Rec Programming/Facility Study	0	0	0	.00	.00	.00	.0%
TOTAL Ingersoll Turf Facility	112,550	0	112,550	1,857.27	.00	110,692.73	1.7%
TOTAL Ingersoll Turf Facility	112,550	0	112,550	1,857.27	.00	110,692.73	1.7%
TOTAL EXPENSES	112,550	0	112,550	1,857.27	.00	110,692.73	
GRAND TOTAL	112,550	0	112,550	1,857.27	.00	110,692.73	1.7%