


FY24 BUDGET

City of Auburn, Maine
City Council Adopted FY24 Budget



“Riverwalk view of Great Falls” by Richard Plourde



EXECUTIVE OVERVIEW

Mayor Levesque and City Councilors, I am pleased to provide you with the manager's proposed FY 2023-24 Budget and CIP Five Year Plan for the City of Auburn.

In December 2022, the school superintendent and I came before you to discuss the FY24 budget. You gave the clear message that Auburn taxpayers had just experienced a market rate valuation adjustment and it was the goal of the city council to hold increases to a minimum and provide relief to our taxpayers. I am pleased to report that the FY24 budget being brought forward honors your request.

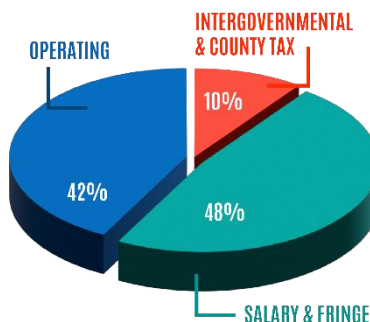
With your direction and with the hard work of the school officials and city directors, the total tax levy for the City of Auburn in FY24 is currently 3.79%, which is 2.71% less than the Consumer Price Index (Urban).

The entire nation has been faced with inflation, which creates uncertainty in local government revenue and expenditure forecasts. When the cost of living increases rapidly, it is critical for our organization to do our best to keep wages in reach of the rising impacts of inflation. In the past four months, the council has adopted five collective bargaining agreements.

The city's workforce continues to be our focus. We value our employees and seek to ensure that their wages are competitive and that they have a work environment that encourages personal growth, provides flexibility for work/life balance, and a culture of providing quality service for our citizens. I am proud of our team and excited to see what they will accomplish in FY24.

The FY24 Manager's Budget takes steps that preserve high quality city services, and enhances the services the city is already providing, all the while considering long-term sustainability and efficiencies.

City expenses are comprised of salary and fringe (48%), operating expenses (42%), and intergovernmental and county taxes (10%).



Budget increases for FY24 are reflected in the following categories:

Workforce	\$1,937,476	73%
Operating	\$253,504	9%
County Taxes	\$210,817	8%
Utilities	\$118,079	4%
Emergency Reserve	\$88,770	3%
GA	\$60,950	2%
Intergovernmental	\$27,956	1%
Debt Service	(26,710)	-1%
TOTAL	\$2,670,842	100%

For the last two years, my proposed budgets have totaled 5% below CPI-U. This year, it required the removal of 12 city positions which are currently vacant to bring the city tax levy increase at 4%. If not for those position reductions, the city tax levy would have increased by 7.3%.

The programs and initiatives proposed align with the council vision and specifically your goals: **"Auburn will embrace possibilities & create opportunities."**

Five goals to meet this vision include:

1. Planning for a better future
2. Reclaiming our streets
3. Making housing more attainable
4. Enriching neighborhood identities
5. Enacting resilient solutions

A great deal of hard work and difficult decisions have gone into the development of this budget. Auburn will continue to offer amazing services and programs; our team stands ready to serve our community.

Cost of Services

Signed into law on March 11, 2021, the American Rescue Plan Act (ARPA) of 2021 provided the City of Auburn with **\$13,545,799**. Staff have been assisting elected officials navigate the numerous regulations in spending these funds and have helped ensure the long-term value of investments and financial stability of Auburn in using this one-time infusion of resources. Most of the allocations have been used on non-recurring expenditures.

Since March of 2021, the City Council has appropriated \$12.1M of one-time funds from ARPA. The \$12.1M has been invested in several categories:

- Capital Improvements \$2.9M
- Community Needs/Resources \$4.7M
- Organizational Needs/Resources \$1.5M
- Economic Development \$3M

The City of Auburn is not unlike our local businesses, manufacturers, healthcare, and childcare industries. We are experiencing dramatic shifts in staffing shortages, and competition amongst one another - and the private sector - for those who are in the labor force. Our workforce cost increases total 73% of the requested city increase. Without the recent reduction of 12 positions, our workforce cost increase would have reflected an 80% increase.

In accordance with city ordinance, Article VI Finance Sec. 2-485 (a). - Council action on budget increase and the budget tax increase cap: *The city council will not approve any increase in the tax commitment, City and School combined which exceeds the consumer price index (urban) as compiled for the 12-month period ending as of December 31 prior the start of the succeeding fiscal year.* The Consumer Price Index (Urban) for FY24 is 6.5% and the **combined city and school tax commitment is 3.79%**.

Five Year Fiscal Trends

It is my priority to **continue controlling costs for our taxpayers**, which has been the focus of staff in preparing this budget. The budget is in line with the historic stabilization in total government spending, averaging a mil rate increase of 1.6% per year for five years. Below the chart is a yearly comparison for city expenses and revenues.

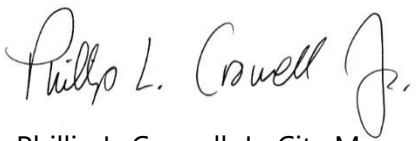
EXPENSES	FY 20	FY 21	FY 22	FY 23	FY 24
OPERATING	\$ 30,051,555	\$ 30,769,645	\$ 31,876,303	\$ 34,996,260	\$ 37,455,039
CHANGE +/-	3.3%	2.4%	3.6%	9.8%	7.0%
DEBT SERVICE	\$ 10,384,493	\$ 10,627,538	\$ 10,783,972	\$ 11,411,057	\$ 11,384,347
CHANGE +/-	6.5%	2.3%	1.5%	5.8%	-0.2%
INTERGOVERNMENTA	\$ 4,409,163	\$ 4,535,380	\$ 4,444,559	\$ 4,905,744	\$ 5,144,517
CHANGE +/-	5.7%	2.9%	-2.0%	10.4%	4.9%
TOTAL	\$ 44,845,211	\$ 45,932,563	\$ 47,104,834	\$ 51,313,061	\$ 53,983,903
	4.2%	2.4%	2.6%	8.9%	5.2%
REVENUE	FY 20	FY 21	FY 22	FY 23	FY 24
NON-TAX	\$ 15,846,974	\$ 17,350,326	\$ 18,281,464	\$ 21,175,616	\$ 22,606,704
	9.2%	9.5%	5.4%	15.8%	6.8%
TAX LEVY	\$ 24,589,074	\$ 24,173,074	\$ 24,378,811	\$ 25,231,701	\$ 26,232,682
	-5.8%	-1.7%	0.9%	3.5%	4.0%
VALUATION	\$ 1,957,006,058	\$ 1,956,632,371	\$ 1,973,954,411	\$ 2,171,967,423	\$ 2,171,967,423
MIL RATE	\$ 12.35	\$ 12.35	\$ 12.39	\$ 11.67	\$ 12.08
	3.5%	0.0%	0.3%	-5.8%	3.5%

Looking Ahead

Auburn needs to continue seeking to “right-size” our organization. I will be proposing that we allocate a one-time expenditure from our ARPA funds to have a third-party analysis of our workforce needs. We will use this study to determine our staffing allocations in FY25.

Additional federal funding will be making its way to the state, then on to municipalities for **transportation, infrastructure, and housing**. Auburn will be at the table, making our needs known and requesting funds to make historic impacts for Auburn.

I appreciate the opportunity to present a balanced budget on behalf of the extremely talented team of City of Auburn employees. We stand ready to address challenges, seize opportunities, and most importantly, serve our community to the best of our abilities.



Phillip L. Crowell, Jr. City Manager

**CITY OF AUBURN
FY 2024 EXPENDITURES
COMPARISON FY22, FY23 AND FY24 BUDGETS**

	COUNCIL ADOPTED BUDGET FY 21-22	COUNCIL ADOPTED BUDGET FY 22-23	MANAGER PROPOSED BUDGET FY 23-24	COUNCIL ADOPTED BUDGET FY 23-24	\$ Change	% Change
City Expenses						
Operating Expenses	31,876,303	34,996,260	37,570,039	37,570,039	2,573,779	7.35%
Debt Service/TIF	10,783,972	11,411,057	11,384,347	11,384,347	(26,710)	-0.23%
Total City Expenses	42,660,275	46,407,317	48,954,386	48,954,386	2,547,069	5.49%
School Expenses						
Operating Expenses	46,227,214	48,961,689	48,801,317	48,801,317	(160,372)	-0.33%
Debt Service	2,114,152	6,770,401	10,269,972	10,269,972	3,499,571	51.69%
Total School Expenses	48,341,366	55,732,090	59,071,289	59,071,289	3,339,199	5.99%
Intergovernmental						
Intergovernmental	1,833,479	2,144,524	2,172,480	2,172,480	27,956	1.30%
County Tax	2,611,080	2,761,220	2,972,037	2,972,037	210,817	7.63%
Total Intergovernmental	4,444,559	4,905,744	5,144,517	5,144,517	238,773	4.87%
Total Expenses	95,446,200	107,045,151	113,170,192	113,170,192	6,125,041	5.72%
Less: Non-Tax Revenues						
City	18,281,464	21,175,616	23,121,704	23,121,704	1,946,088	9.19%
School	30,298,286	36,567,215	39,274,140	39,274,140	2,706,925	7.40%
Intergovernmental	0	0	0	0	0	0.00%
Total Non-Tax Revenues	48,579,750	57,742,831	62,395,844	62,395,844	4,653,013	8.06%
Tax Levy						
City	24,378,811	25,231,701	25,832,682	25,832,682	600,981	2.38%
School	18,043,080	19,164,875	19,797,149	19,797,149	632,274	3.30%
Intergovernmental	4,444,559	4,905,744	5,144,517	5,144,517	238,773	4.87%
Overlay		109,939				
Total Tax Levy	46,866,450	49,412,259	50,774,348	50,774,348	1,472,028	2.98%
Total Assessed Value	1,973,954,411	2,171,967,423	2,211,967,423	2,211,967,423		
Tax Rate						
City	12.39	11.67	11.68	11.68	0.01	0.09%
School	9.17	8.82	8.95	8.95	0.13	1.43%
Intergovernmental	2.26	2.26	2.33	2.33	0.07	2.97%
Total	23.83	22.75	22.95	22.95	0.20	0.90%

* Estimated Valuation

**CITY OF AUBURN
FY 2024 REVENUES
COMPARISON FY22, FY23 AND FY24 BUDGETS**

CLASSIFICATION	ACTUAL REVENUE FY 21-22	COUNCIL ADOPTED BUDGET FY 22-23	MANAGER PROPOSED BUDGET FY 23-24	COUNCIL ADOPTED BUDGET FY 23-24	Increase (Decrease) from Prior Year Budget	Percentage of Increase (Decrease)
General Government						
Homestead Exemption Reimbursement	1,707,936	1,770,000	1,770,000	1,770,000	-	0.00%
Personal Property Reimbursement	3,022,082	3,101,000	3,101,000	3,101,000	-	0.00%
Tree Growth Reimbursement	12,579	10,000	12,000	12,000	2,000	0.00%
Veterans Reimbursement	18,000	18,000	18,000	18,000	-	0.00%
In Lieu of Taxes	55,283	60,000	60,000	60,000	-	0.00%
Excise Tax-Vehicles	4,636,621	4,400,000	4,500,000	4,500,000	100,000	2.27%
Excise Tax-Boats	15,609	15,000	15,000	15,000	-	0.00%
Excise Tax-Aircraft	4,529	20,000	20,000	20,000	-	0.00%
State Revenue Sharing	5,546,187	4,504,100	5,975,000	5,975,000	1,470,900	32.66%
Other State Aid	3,184	4,000	4,000	4,000	-	0.00%
Penalties & Interest	118,279	120,000	80,000	80,000	(40,000)	-33.33%
Investment Income	50,536	30,000	45,000	45,000	15,000	50.00%
Transfer in from TIF	-	1,140,000	1,500,000	1,500,000	360,000	31.58%
Transfer in from ARPA Funds	-	274,000	117,500	117,500	(156,500)	-57.12%
Ingersoll Revenue	-	200,000	245,000	245,000	45,000	22.50%
Transfer in from Other Funds	-	-	-	-	-	0.00%
NSBA Revenue	-	-	-	-	-	0.00%
Rental Income (Intermodal)	18,626	75,000	75,000	75,000	-	0.00%
Sale of Property	11,793	100,000	100,000	100,000	-	0.00%
Tax Sharing Revenue	178,222	182,000	182,000	182,000	-	0.00%
Cable Television Franchise	206,958	125,000	125,000	125,000	-	0.00%
Cable Television Franchise - City of Lewiston	63,384	65,000	65,000	65,000	-	0.00%
MMWAC Host Fees	232,111	240,000	240,000	240,000	-	0.00%
Utility Reimbursement	21,379	20,000	20,000	20,000	-	0.00%
Special Events-Sponsorships	-	-	40,000	40,000	40,000	0.00%
Unclassified	86,841	20,000	20,000	20,000	-	0.00%
Fund Balance Contribution	-	1,500,000	1,500,000	1,500,000	-	0.00%
Total General Government	16,010,139	17,993,100	19,829,500	19,829,500	1,836,400	10.21%
City Clerk						
Hunting/Fishing/Dogs	766	2,000	1,000	1,000	(1,000)	-50.00%

						Adopted
Neutered Animals	2,112	3,000	2,000	2,000	(1,000)	-33.33%
Voter Reg List	290	100	200	200	100	100.00%
Clerk/Sale of Copies	55	100	100	100	-	0.00%
City Clerk Notary	1,230	1,500	1,000	1,000	(500)	-33.33%
Banner Hanging Fee	-	-	-	-	-	0.00%
Garage Sale Permits	1,575	-	-	-	-	0.00%
Commercial License	79,027	60,000	65,000	65,000	5,000	8.33%
Marijuana Licenses	220,183	130,000	175,000	175,000	45,000	34.62%
Taxi License	720	-	-	-	-	#DIV/0!
Marriage License	6,120	5,000	5,000	5,000	-	0.00%
Birth/Death/Marriage Cert	22,283	25,000	25,000	25,000	-	0.00%
Permits - Burial	3,052	3,000	2,000	2,000	(1,000)	-33.33%
Fines-Dog	3,371	3,000	3,000	3,000	-	0.00%
Total City Clerk	340,784	232,700	279,300	279,300	46,600	20.03%

Finance

Reg - Vehicles	87,731	85,000	85,000	85,000	-	0.00%
Total Finance	87,731	85,000	85,000	85,000	-	0.00%

Business & Community Development

CDBG Reimbursement for Services		588,154	588,154	588,154	-	0.00%
General Assistance State Reimbursement	61,465	83,912	125,000	125,000	41,088	48.97%
Total Business & Community Development	61,465	672,066	713,154	713,154	41,088	6.11%

Planning & Permitting

Maps & Copies	-	-	-	-	-	0.00%
Departmental Reviews	18,071	12,000	12,000	12,000	-	0.00%
Fire Alarm Inspections	28,175	29,000	28,000	28,000	(1,000)	-3.45%
Citation Ordinance	13,979	2,500	3,000	3,000	500	20.00%
Advertising Costs	3,200	5,000	3,000	3,000	(2,000)	-40.00%
Permits - Building	207,670	120,000	120,000	120,000	-	0.00%
Permits - Electrical	34,602	23,000	25,000	25,000	2,000	8.70%
Permits - Plumbing	18,658	12,000	15,000	15,000	3,000	25.00%
Permits - Sign	5,457	5,000	5,000	5,000	-	0.00%
Total Planning & Permitting	329,812	208,500	211,000	211,000	2,500	1.20%

Engineering

Fees - Inspection	15,180	5,000	5,000	5,000	-	0.00%
Fees - Drive Opening	725	200	250	250	50	25.00%
Fees - Bid Documents	-	1,000	-	-	(1,000)	-100.00%
Permits - Fill	150	250	200	200	(50)	-20.00%
Permits - Street Opening	27,781	25,000	25,000	25,000	-	0.00%

						Adopted
Total Engineering	43,836	31,450	30,450	30,450	(1,000)	-3.18%
Fire & EMS						
Copies of Reports	115	100	100	100	-	0.00%
EMS Transport	1,465,835	1,350,000	1,465,000	1,465,000	115,000	8.52%
Salvage Calls	-	-	-	-	-	0.00%
Permits - Oil Burner	-	-	-	-	-	0.00%
Total Fire Department	1,465,950	1,350,100	1,465,100	1,465,100	115,000	8.52%
Police Department						
Accident & Police	11,563	11,000	11,000	11,000	-	0.00%
Court	1,983	2,000	2,500	2,500	500	25.00%
Photos & Tapes	1,015	800	800	800	-	0.00%
False Alarms	21,460	9,000	5,000	5,000	(4,000)	-44.44%
Veh Rel/Non Driver	3,430	4,000	3,000	3,000	(1,000)	-25.00%
Veh Rel/Driver Licence	5,040	4,000	4,000	4,000	-	0.00%
Transfer in -Opioid Settlement (for PACE program)	137,192	145,000	60,000	60,000	(85,000)	-58.62%
Permits - Firearms	2,808	1,900	1,900	1,900	-	0.00%
Fines - Parking Violations	27,621	25,000	20,000	20,000	(5,000)	-20.00%
Total Police Department	212,112	202,700	108,200	108,200	(94,500)	-46.62%
Public Works						
State/Local Road Assistance	421,592	400,000	400,000	400,000	-	0.00%
Total Public Works	421,592	400,000	400,000	400,000	-	0.00%
Total Municipal	18,973,421	21,175,616	23,121,704	23,121,704	1,946,088	0.00%
School Department						
Reg Secondary Tuition	99,390	50,000	40,000	40,000	(10,000)	0.00%
SOS Tuition		50,000	60,000	60,000	10,000	-20.00%
Adult Ed Tuition	7,800	62,410	-	-	(62,410)	16.02%
State Subsidy for Education	28,656,518	28,055,623	27,580,651	27,580,651	(474,972)	-0.22%
Debt Service Reimbursement	2,114,152	6,770,401	9,082,386	9,082,386	2,311,985	-7.02%
Special Ed/Mainecare	126,230	100,000	100,000	100,000	-	2311.99%
State Agency Clients	57,678	30,000	20,000	20,000	(10,000)	0.00%
State Aid for Adult Education	94,617	94,555	88,103	88,103	(6,452)	-10.58%
Miscellaneous	462,884	102,500	103,000	103,000	500	-6.29%
Naming Rights		-	200,000	200,000	200,000	0.00%
Fund Balance	32,556	1,251,726	2,000,000	2,000,000	748,274	0.00%
Total School	31,651,825	36,567,215	39,274,140	39,274,140	2,706,925	2.05%

Adopted

Total Non-Property Tax Revenue - Municipal	18,973,421	21,175,616	23,121,704	23,121,704	1,946,088	9.19%
Total Non-Property Tax Revenue - School	31,651,825	36,567,215	39,274,140	39,274,140	2,706,925	7.40%
Total Non-Property Tax Revenue - Intergovernmental	-	-	-	-	-	-
Total Non-Property Tax Revenue	50,625,246	57,742,831	62,395,844	62,395,844	4,653,013	8.06%

Total Proposed Budget - Municipal & Overlay	46,407,317	48,954,386	48,954,386	48,954,386	2,547,069	5.49%
Total Proposed Budget - School	55,732,090	59,071,289	59,071,289	59,071,289	3,339,199	5.99%
Total Proposed Budget - Intergovernmental	4,905,744	5,144,517	5,144,517	5,144,517	238,773	4.87%
Total Proposed Budget	107,045,151	113,170,192	113,170,192	113,170,192	6,125,041	5.72%

Total Property Tax Dollars Needed - Municipal & Overlay	25,231,701	25,832,682	-	-	(25,231,701)	-100.00%
Total Property Tax Dollars Needed - School	19,164,875	19,797,149	19,797,149	19,797,149	632,274	3.30%
Total Property Tax Dollars Needed - Intergovernmental	4,905,744	5,144,517	-	-	(4,905,744)	-100.00%
Overlay	109,939	-	-	-	-	0.00%
Total Property Tax Dollars Needed	49,412,259	50,774,348	50,774,348	50,774,348	(29,505,171)	-59.71%

**CITY OF AUBURN
FY 2024 EXPENDITURES
COMPARISON FY22, FY 23 AND FY24 BUDGETS**

CLASSIFICATION	ACTUAL EXPENDED BUDGET FY 21-22	COUNCIL ADOPTED BUDGET FY 22-23	MANAGER PROPOSED BUDGET FY 23-24	COUNCIL ADOPTED BUDGET FY 23-24	Increase (Decrease) from Prior Year Budget	Percentage of Increase (Decrease)
<u>Administration</u>						
City Clerk	244,248	257,506	290,268	290,268	32,762	12.72%
City Manager	545,747	634,978	695,009	695,009	60,031	9.45%
Finance	1,104,400	1,138,802	1,228,112	1,228,112	89,310	7.84%
Human Resources	214,714	222,099	246,260	246,260	24,161	10.88%
Communication and Engagement	190,766	326,746	356,522	356,522	29,776	9.11%
Mayor & Council	115,415	170,500	171,750	171,750	1,250	0.73%
Information Technology	741,780	827,000	917,487	917,487	90,487	10.94%
Total Administration	3,157,070	3,577,631	3,905,408	3,905,408	327,777	9.16%
<u>Community Services</u>						
Health & Social Services						
Assistance	95,507	119,875	180,825	180,825	60,950	50.84%
Economic Development	126,833	178,598	123,893	123,893	(54,705)	-30.63%
Business and Community Development	284,343	671,411	710,692	710,692	39,281	5.85%
Planning and Permitting	854,133	582,629	682,189	682,189	99,560	17.09%
Recreation	589,494	722,440	722,416	722,416	(24)	0.00%
Public Library	1,052,163	1,084,437	1,138,659	1,138,659	54,222	5.00%
Total Community Services	3,002,473	3,359,390	3,558,674	3,558,674	199,284	5.93%
<u>Fiscal Services</u>						
Debt Service	7,746,543	8,361,254	8,334,544	8,334,544	(26,710)	-0.32%
Emergency Reserve	0	461,230	550,000	550,000	88,770	19.25%
Capital Investment and Purchasing	254,258	672,473	783,252	783,252	110,779	16.47%
Transfer to TIF	2,050,711	3,049,803	3,049,803	3,049,803	0	0.00%
Fringe Benefits	6,470,868	7,876,393	8,257,879	8,257,879	381,486	4.84%
Workers' Compensation	642,400	698,000	715,400	715,400	17,400	2.49%
Total Fiscal Services	17,164,780	21,119,153	21,690,878	21,690,878	571,725	2.71%
<u>Public Safety</u>						
Fire & EMS Transport	5,685,850	5,693,284	6,304,713	6,304,713	611,429	10.74%
Police	4,533,200	4,945,034	5,207,160	5,207,160	262,126	5.30%
Total Public Safety	10,219,050	10,638,318	11,511,873	11,511,873	873,555	8.21%
<u>Public Services</u>						
Public Works	5,028,659	5,600,109	6,108,837	6,108,837	508,728	9.08%

Solid Waste	1,016,741	1,320,000	1,386,000	1,386,000	66,000	5.00%
Water & Sewer	781,203	792,716	792,716	792,716	0	0.00%
Total Public Works	6,826,603	7,712,825	8,287,553	8,287,553	574,728	7.45%
Total Municipal	40,369,976	46,407,317	48,954,386	48,954,386	2,547,069	5.49%
Intergovernmental Programs						
County Taxes	2,611,080	2,761,220	2,972,037	2,972,037	210,817	7.63%
Tax Sharing	232,729	260,000	260,000	260,000	0	0.00%
LA Arts - Arts in the Park	10,000	30,000	20,000	20,000	(10,000)	-33.33%
Auburn-Lewiston Municipal Airport	177,000	205,000	205,000	205,000	0	0.00%
Lew-Aub Transit Committee	237,430	431,811	400,079	400,079	(31,732)	-7.35%
Lew-Aub 911 Communications Center	1,161,479	1,217,713	1,287,401	1,287,401	69,688	5.72%
Total Intergovernmental Programs	4,429,718	4,905,744	5,144,517	5,144,517	238,773	4.87%
Grand Total Municipal	44,799,694	51,313,061	54,098,903	54,098,903	2,785,842	5.43%
Education Operation	43,997,235	48,961,689	48,801,317	48,801,317	(160,372)	-0.33%
Education Debt Service	682,367	6,770,401	10,269,972	10,269,972	3,499,571	51.69%
Total School	44,679,602	55,732,090	59,071,289	59,071,289	3,339,199	7.47%
Total Budget	89,479,296	107,045,151	113,170,192	113,170,192	6,125,041	5.72%
Non-Property Tax Revenue						
Municipal		21,175,616	23,121,704	23,121,704	1,946,088	9.19%
Education		36,567,215	39,274,140	39,274,140	2,706,925	7.40%
Intergovernmental		0	0	0	0	#DIV/0!
Total		57,742,831	62,395,844	62,395,844	4,653,013	8.06%
Property Tax Dollars Needed						
Municipal		25,341,640	25,832,682	25,832,682	491,042	1.94%
Education		19,164,875	19,797,149	19,797,149	632,274	3.30%
Intergovernmental		4,905,744	5,144,517	5,144,517	238,773	4.87%
Total		49,412,259	50,774,348	50,774,348	1,362,089	
Property Tax Rate	23.75	22.75	23.38	22.95	0.20	0.90%
Based on Assessed Values of :	1,957,006,058	2,171,967,423	2,171,967,423	2,211,967,423		

Property Tax Rate						
Municipal Tax Rate	\$12.35	\$11.67	\$11.89	\$11.68	0.01	0.07%
Education Tax Rate	\$9.15	\$8.82	\$9.11	\$8.95	0.13	1.47%
Intergovernmental Tax Rate	\$2.25	\$2.26	\$2.37	\$2.32	0.06	2.78%
	<u>\$23.75</u>	<u>\$22.75</u>	<u>\$23.38</u>	<u>\$22.95</u>	<u>\$0.20</u>	<u>0.89%</u>

City of Auburn Master List

Account Title	FY 2022 Actual	FY 2023 Approved	FY 2024 Manager Proposed	FY 2024 Council Adopted	Increase/ Decrease	%
<i>Mayor and Council</i>						
Regular Salaries	25,800	50,000	50,000	50,000	-	0.0%
PS -General	45,984	65,500	65,500	65,500	-	0.0%
Special Events	15,774	-	-	-	-	0.0%
Office Supplies	1,013	3,700	3,700	3,700	-	0.0%
Travel-Mileage	-	550	550	550	-	0.0%
Dues & Subscriptions	26,844	50,750	52,000	52,000	1,250	2.5%
TOTAL	115,415	170,500	171,750	171,750	1,250	0.7%
<i>City Manager</i>						
Regular Salaries	313,520	433,048	496,379	496,379	63,331	14.6%
PS - General	33,120	23,000	23,000	23,000	-	0.0%
PS-Legal Services	152,120	140,000	140,000	140,000	-	0.0%
Office Supplies	1,175	5,800	7,500	7,500	1,700	29%
Comm - Telephone	1,750	1,680	1,680	1,680	-	0%
Special Events	6,051	5,000	-	-	(5,000)	-100%
Community Outreach	11,198	-	-	-	-	-
Training	16,712	14,000	14,000	14,000	-	0%
Travel-Mileage	6,900	7,450	7,450	7,450	-	0%
Dues & Subscriptions	3,201	5,000	5,000	5,000	-	0%
TOTAL	545,747	634,978	695,009	695,009	60,031	9.5%
<i>City Clerk</i>						
Regular Salaries	209,054	206,211	233,170	233,170	26,959	13%
Longevity Bonus	-	400	-	-	(400)	-100%
OT- Regular	1,085	1,500	1,500	1,500	-	0%
Office Supplies	421	1,000	1,000	1,000	-	0%
Other Sup - Voter	3,955	5,075	5,200	5,200	125	2%
Repairs - Equipment	-	300	-	-	(300)	-100%

City of Auburn Master List

Account Title	FY 2022 Actual	FY 2023 Approved	FY 2024 Manager Proposed	FY 2024 Council Adopted	Increase/ Decrease	%
Training	842	900	800	800	(100)	-11%
Advertising	1,073	1,500	1,500	1,500	-	0%
Professional Services	5,019	5,000	6,400	6,400	1,400	28%
Travel-Mileage	879	1,800	1,650	1,650	(150)	-8%
Dues & Subscriptions	1,071	750	760	760	10	1%
Wardens & Ward Clerks	12,375	23,570	28,788	28,788	5,218	22%
Voting Machines	8,474	9,500	9,500	9,500	-	0%
Election Equipment	-	-	-	-	-	0%
Record Restoration	-	-	-	-	-	0%
TOTAL	244,248	257,506	290,268	290,268	32,762	12.7%
<i>Finance Department</i>						
Regular Salaries	741,822	713,352	785,712	785,712	72,360	10%
Longevity Bonus	-	800	-	-	(800)	-100%
PS - General	29,255	38,500	38,500	38,500	-	0%
Reports, Printing, & Binding	1,509	4,000	4,000	4,000	-	0%
Office Supplies	3,778	5,500	5,500	5,500	-	0%
Training	7,183	8,500	8,000	8,000	(500)	-6%
Dues & Subscriptions	2,096	4,000	4,000	4,000	-	0%
PS - Recording Fee	-	300	300	300	-	0%
MV Sup - Gas & Oil	79	500	-	-	(500)	-100%
Advertising	266	500	300	300	(200)	-40%
Travel-Mileage	995	700	700	700	-	0%
Postage	27,834	36,000	37,000	37,000	1,000	3%
Telephone	765	900	900	900	-	0%
Insurance Premiums	283,792	299,250	318,000	318,000	18,750	6%
Insurance Deductibles	18,820	25,000	25,000	25,000	-	0%
Repairs - Vehicles	208	1,000	200	200	(800)	-80%
TOTAL	1,118,402	1,138,802	1,228,112	1,228,112	89,310	7.8%

City of Auburn
Master List

Account Title	FY 2022 Actual	FY 2023 Approved	FY 2024 Manager Proposed	FY 2024 Council Adopted	Increase/ Decrease	%
<i>Human Resources</i>						
Regular Salaries	198,439	198,949	219,820	219,820	20,871	10%
Other Sup-Operating	-	2,500	2,500	2,500	-	0%
PS-Professional Development	211	2,000	2,000	2,000	-	0%
PS - Emp Assist Program	850	1,200	2,600	2,600	1,400	117%
PS - Drug Testing & Physicals	5,757	5,500	6,000	6,000	500	9%
PS - Testing	1,106	4,000	4,000	4,000	-	0%
Office Supplies	542	750	600	600	(150)	-20%
Training	4,247	3,000	5,000	5,000	2,000	67%
Advertising	2,400	3,000	1,500	1,500	(1,500)	-50%
Telephone	560	-	840	840	840	0%
Travel-Mileage	129	100	200	200	100	100%
Dues & Subscriptions	473	1,100	1,200	1,200	100	9%
TOTAL	214,714	222,099	246,260	246,260	24,161	10.9%
<i>Communication & Community Engagement</i>						
Regular Salaries	410,956	187,346	195,122	195,122	7,776	4%
PS - General	18,835	3,000	3,000	3,000	-	0%
Office Supplies	-	3,000	3,000	3,000	-	0%
Training	3,411	5,000	5,000	5,000	-	0%
Travel-Mileage	255	400	400	400	-	0%
Community Outreach	17,225	18,000	20,000	20,000	2,000	11%
Telephones, Cell	1,498	2,000	2,000	2,000	-	0%
Special Events	15,274	108,000	128,000	128,000	20,000	19%
TOTAL	467,454	326,746	356,522	356,522	29,776	9.1%

Account Title	FY 2022 Actual	FY 2023 Approved	FY 2024 Manager Proposed	FY 2024 Council Adopted	Increase/ Decrease	%
<i>Health & Social Services--Assistance</i>						
PA - Electrical	1,490	3,500	7,000	7,000	3,500	100%
PA - Medical	688	3,000	1,000	1,000	(2,000)	-67%
PA - Burial	6,533	5,125	8,200	8,200	3,075	60%
PA - Fuel	325	1,000	1,000	1,000	-	0%
PA - Provisions	3,256	6,000	12,000	12,000	6,000	100%
PA - Rent	82,334	100,000	150,000	150,000	50,000	50%
PA - Other	881	1,250	1,625	1,625	375	30%
TOTAL	95,507	119,875	180,825	180,825	60,950	50.8%
<i>Business and Community Development</i>						
Regular Salaries	277,259	612,231	673,692	673,692	61,461	10%
Longevity Bonus	-	-	-	-	-	0%
PS - General	1,114	35,000	10,000	10,000	(25,000)	-71%
Office Supplies	3,073	2,000	2,000	2,000	-	0%
Comm - Telephone	1,267	1,680	2,500	2,500	820	49%
Training	757	12,500	15,000	15,000	2,500	20%
Advertising	-	1,000	1,000	1,000	-	0%
Travel-Mileage	658	2,500	2,000	2,000	(500)	-20%
Dues & Subscriptions	215	4,500	4,500	4,500	-	0%
TOTAL	284,343	671,411	710,692	710,692	39,281	5.9%
<i>Economic Development</i>						
Regular Salaries	123,512	155,200	102,370	102,370	(52,830)	-34%
PS - General	288	12,220	12,220	12,220	-	0%
Office Supplies	602	1,900	500	500	(1,400)	-74%
Comm - Telephone	775	1,275	800	800	(475)	-37%
Training	715	2,500	2,500	2,500	-	0%
Advertising	45	500	500	500	-	0%

City of Auburn Master List

Fiscal Year 2024
Proposed 4.18.23
Adopted

Account Title	FY 2022 Actual	FY 2023 Approved	FY 2024 Manager Proposed	FY 2024 Council Adopted	Increase/ Decrease	%
Travel-Mileage	-	2,750	2,750	2,750	-	0%
Dues & Subscriptions	351	2,253	2,253	2,253	-	0%
TOTAL	126,288	178,598	123,893	123,893	(54,705)	-30.6%
<i>Planning & Permitting</i>						
Regular Salaries	619,847	518,834	641,184	641,184	122,350	24%
Longevity Bonus	-	-	600	600	600	0%
Uniform Allowance	1,504	1,000	1,000	1,000	-	0%
OT - Regular	14,613	7,000	9,500	9,500	2,500	36%
PS - General	31,493	1,840	2,200	2,200	360	20%
Office Supplies	928	1,000	-	-	(1,000)	-100%
Other Sup - Operating	2,362	3,200	3,000	3,000	(200)	-6%
Other Sup - Safety Equipment	1,441	1,000	1,000	1,000	-	0%
MV Sup - Tires/Tube/Chain	-	900	900	900	-	0%
MV Sup - Gas & Oil	2,962	2,700	2,800	2,800	100	4%
Comm - Telephone	3,562	3,900	3,900	3,900	-	0%
Utilities - Electricity	85,503	25,350	-	-	(25,350)	-100%
Utilities - Bottled Gas	1,793	-	-	-	-	0%
Repairs - Vehicles	2,094	3,000	2,000	2,000	(1,000)	-33%
Repairs - Equipment	6,340	2,000	2,000	2,000	-	0%
Repairs - Street Lights	10,482	-	-	-	-	0%
Repairs - Traffic Signal Maint	13,173	-	-	-	-	0%
Training	3,554	200	3,000	3,000	2,800	1400%
Advertising	4,965	4,200	4,400	4,400	200	5%
Travel-Mileage	1,500	2,200	400	400	(1,800)	-82%
Dues & Subscriptions	27,795	4,305	4,305	4,305	-	0%
Capital Operating	18,221	-	-	-	-	0%
TOTAL	854,132	582,629	682,189	682,189	99,560	17.1%

Account Title	FY 2022 Actual	FY 2023 Approved	FY 2024 Manager Proposed	FY 2024 Council Adopted	Increase/ Decrease	%
<i>Information Technology (IT)</i>						
Regular Salaries	191,656	248,000	267,487	267,487	19,487	8%
PS - General	31,649	27,000	27,000	27,000	-	0%
Operating Supplies	2,734	4,000	4,000	4,000	-	
Computer Hardware	20,370	40,000	40,000	40,000	-	0%
Repairs - Equipment	3,714	4,000	4,000	4,000	-	0%
Training	11,060	12,000	12,000	12,000	-	0%
Telephones, Cell	-	2,000	4,000	4,000	2,000	100%
Dues & Subscriptions	-	2,000	2,000	2,000	-	0%
Photocopiers	25,671	31,000	32,000	32,000	1,000	3%
Computer Software	14,461	15,000	15,000	15,000	-	0%
Software Licensing	328,487	392,000	460,000	460,000	68,000	17%
Comm - Network	46,087	50,000	50,000	50,000	-	0%
TOTAL	675,889	827,000	917,487	917,487	90,487	10.9%
<i>Recreation (including Ingersoll Turf)</i>						
Regular Salaries	322,543	415,599	425,356	425,356	9,757	2%
Sal-Rec Part-Time	47,127	58,000	50,000	50,000	(8,000)	-14%
Longevity Bonus	-	-	-	-	-	0%
OT-Regular	3,424	3,500	3,500	3,500	-	0%
Earned Paid Leave	977	2,500	1,000	1,000	(1,500)	-60%
Uniform Allowance	376	400	-	-	(400)	-100%
PS - General	42,001	20,928	21,000	21,000	72	0%
Medical Supplies	450	450	450	450	-	0%
Office Supplies	2,539	5,000	4,000	4,000	(1,000)	-20%
Other Sup-Janitorial	6,847	8,000	8,000	8,000	-	0%
Other Sup-Operating	3,788	13,550	10,800	10,800	(2,750)	-20%
Other Sup - Maintenance	6,969	11,200	14,000	14,000	2,800	25%
MV Sup-Tires/Tube/Chain	212	1,500	1,500	1,500	-	0%

City of Auburn Master List

Account Title	FY 2022 Actual	FY 2023 Approved	FY 2024 Manager Proposed	FY 2024 Council Adopted	Increase/ Decrease	%
MV Sup-Gas & Oil	2,213	1,500	1,500	1,500	-	0%
Utilities - Water/Sewer	7,722	11,850	6,000	6,000	(5,850)	-49%
Comm - Telephone	2,824	4,214	3,260	3,260	(954)	-23%
Utilities - Electricity	20,070	33,686	35,000	35,000	1,314	4%
Utilities - Natural Gas	28,055	61,323	60,000	60,000	(1,323)	-2%
Repairs - Buildings	9,858	18,500	16,500	16,500	(2,000)	-11%
Repairs - Vehicles	1,190	2,500	2,500	2,500	-	0%
Repairs - Equipment	2,467	3,000	13,000	13,000	10,000	333%
Repairs - Maintenance Contract	4,001	5,545	6,100	6,100	555	10%
Training	2,903	3,250	3,500	3,500	250	8%
Comm - Postage	88	350	350	350	-	0%
Travel-Mileage	148	700	500	500	(200)	-29%
Dues & Subscriptions	3,359	3,395	3,600	3,600	205	6%
Community Programs	67,343	32,000	31,000	31,000	(1,000)	-3%
TOTAL	589,494	722,440	722,416	722,416	(24)	0.0%
<i>Public Library</i>						
Public Library	1,052,163	1,084,437	1,138,659	1,138,659	54,222	5%
TOTAL	1,052,163	1,084,437	1,138,659	1,138,659	54,222	5.0%
<i>Debt Service</i>						
Principal	6,020,035	6,721,695	6,540,566	6,540,566	(181,129)	-3%
Interest	1,726,508	1,639,559	1,793,978	1,793,978	154,419	9%
TOTAL	7,746,543	8,361,254	8,334,544	8,334,544	(26,710)	-0.3%
<i>Capital Investment & Purchasing</i>						
Regular Salaries	-	334,676	357,352	357,352	22,676	7%
Longevity Bonus	-	400	-	-	(400)	-100%
Clothing Allowance	-	1,000	1,000	1,000	-	0%

City of Auburn Master List

Fiscal Year 2024
Proposed 4.18.23
Adopted

Account Title	FY 2022 Actual	FY 2023 Approved	FY 2024 Manager Proposed	FY 2024 Council Adopted	Increase/ Decrease	%
Advertising	-	250	250	250	-	0%
PS - General	107,904	117,000	135,000	135,000	18,000	15%
Water Quality Monitoring	-	22,000	25,000	25,000	3,000	14%
Recording Fees	-	250	250	250	-	0%
Repairs - Buildings	14,073	10,500	12,000	12,000	1,500	14%
Repairs - Vehicles	-	1,250	1,250	1,250	-	0%
Repairs - Equipment	2,174	4,250	4,250	4,250	-	0%
Travel - Mileage	432	150	150	150	-	0%
Training	-	5,500	7,500	7,500	2,000	36%
Reports and Printing	-	500	250	250	(250)	-50%
Dues & Subscriptions	-	2,000	2,000	2,000	-	0%
Office Supplies	-	400	400	400	-	0%
Other Sup-Operating	12,753	11,200	11,200	11,200	-	0%
Safety Equipment	-	400	400	400	-	0%
Small Tools	-	500	500	500	-	0%
MV-Supplies	-	500	500	500	-	0%
MV - Gas and Oil	-	1,075	1,250	1,250	175	16%
Tax Acquired Property Exp	1,655	1,500	1,500	1,500	-	0%
Comm - Telephone	1,594	2,622	2,750	2,750	128	5%
Utilities - Water/Sewer	4,004	4,100	4,750	4,750	650	16%
Utilities - Natural Gas	33,690	38,950	45,000	45,000	6,050	16%
Utilities - Electricity	59,521	71,500	82,750	82,750	11,250	16%
Crack Sealing	-	20,000	20,000	20,000	-	0%
Operating Capital Expenditures	16,457	20,000	45,000	45,000	25,000	125%
Municipal Property Maintenance	-	-	21,000	21,000	21,000	0%
TOTAL	254,257	672,473	783,252	783,252	110,779	16.5%
Workers Compensation						
WC Operating Transfer	642,400	698,000	715,400	715,400	17,400	2%
TOTAL	642,400	698,000	715,400	715,400	17,400	2.5%

City of Auburn
Master List

Account Title	FY 2022 Actual	FY 2023 Approved	FY 2024 Manager Proposed	FY 2024 Council Adopted	Increase/ Decrease	%
<i>Fringe Benefits</i>						
Health Insurance	3,339,216	3,797,320	3,937,876	3,937,876	140,556	4%
FICA/Medicare	752,244	800,291	858,582	858,582	58,291	7%
MSRS Retirement	1,632,647	1,750,782	1,918,793	1,918,793	168,011	10%
ICMA Retirement	293,721	295,950	270,578	270,578	(25,372)	-9%
City Pension	1,200	15,000	15,000	15,000	-	0%
Cafeteria Plan	239,037	267,050	267,050	267,050	-	0%
Health Reimbursement Account	180,401	450,000	450,000	450,000	-	0%
Unemployment	22,083	50,000	40,000	40,000	(10,000)	-20%
Salary Reserves	10,319	450,000	500,000	500,000	50,000	11%
TOTAL	6,470,868	7,876,393	8,257,879	8,257,879	381,486	4.8%
<i>Emergency Reserve</i>						
Emergency Reserve	-	461,230	550,000	550,000	88,770	19%
TOTAL	-	461,230	550,000	550,000	88,770	19.2%
<i>Fire & EMS Transport</i>						
Regular Salaries	3,927,152	4,270,551	4,656,675	4,656,675	386,124	9%
Acting Rank	10,032	10,000	17,500	17,500	7,500	75%
Holiday Pay	169,022	197,633	252,305	252,305	54,672	28%
EMS Ambulance Pay	-	35,000	130,000	130,000	95,000	271%
Uniform Allowance	36,605	39,555	41,500	41,500	1,945	5%
Physicals	10,271	4,000	4,000	4,000	-	0%
OSHA Safety Costs	11,832	10,000	10,000	10,000	-	0%
Protective Clothing	16,248	35,300	40,000	40,000	4,700	13%
OT-Regular EMS	35,199	-	-	-	-	
OT - Vac Replacement	4,448	10,000	10,000	10,000	-	0%
OT - Sick Replace LT	65,215	45,000	45,000	45,000	-	0%

City of Auburn Master List

Fiscal Year 2024
Proposed 4.18.23
Adopted

Account Title	FY 2022 Actual	FY 2023 Approved	FY 2024 Manager Proposed	FY 2024 Council Adopted	Increase/ Decrease	%
OT - Sick Replace ST	282,418	130,000	130,000	130,000	-	0%
OT - Mandatory Training	18,761	25,000	25,000	25,000	-	0%
OT - Extra Assignments	100,111	25,000	90,000	90,000	65,000	260%
OT - Vacancies/Retirement	188,468	10,000	10,000	10,000	-	0%
OT - Work Related Injuries	36,219	20,000	20,000	20,000	-	0%
OT - Meetings	3,924	7,000	7,000	7,000	-	0%
OT - Funeral Leave	9,066	5,000	5,000	5,000	-	0%
OT - Multiple Alarms	7,851	7,000	5,000	5,000	(2,000)	-29%
PS - General	104,747	75,000	75,000	75,000	-	0%
PS - Uniform Cleaning	-	200	200	200	-	0%
Office Supplies	4,670	4,000	4,000	4,000	-	0%
Other Sup - Medical Supplies	-	85,000	85,000	85,000	-	0%
Other Sup - Fire Prevention	3,552	7,000	6,000	6,000	(1,000)	-14%
Other Sup - Maintenance	6,584	7,000	7,000	7,000	-	0%
Other Sup - Fire Training	7,520	6,000	6,000	6,000	-	0%
Other Sup - Small Tools	3,847	18,500	15,000	15,000	(3,500)	-19%
Other Sup - Other	99,108	15,000	7,500	7,500	(7,500)	-50%
MV Sup - Tires/Tube/Chain	11,303	8,000	8,000	8,000	-	0%
MV Sup - Gas & Oil	8,725	8,000	9,625	9,625	1,625	20%
Utilities - Water/Sewer	6,954	7,600	8,000	8,000	400	5%
Comm - Telephone	5,909	7,000	7,000	7,000	-	0%
Utilities - Natural Gas	22,114	19,250	22,138	22,138	2,888	15%
Utilities - Electricity	28,296	30,000	37,500	37,500	7,500	25%
Utilities - Bottled Gas	1,176	1,000	1,200	1,200	200	20%
Utilities - Diesel	30,764	38,125	54,000	54,000	15,875	42%
Repairs - Buildings	27,216	25,000	10,000	10,000	(15,000)	-60%
Repairs - Vehicles	110,870	80,500	80,500	80,500	-	0%
Repairs - EMS Vehicles	43,620	45,000	10,000	10,000	(35,000)	-78%
Repairs - Equipment	-	10,000	10,000	10,000	-	0%

City of Auburn Master List

Account Title	FY 2022 Actual	FY 2023 Approved	FY 2024 Manager Proposed	FY 2024 Council Adopted	Increase/ Decrease	%
Repairs - Radio Equipment	1,032	3,500	3,500	3,500	-	0%
Repairs - Maintenance Contract	9,260	23,000	29,000	29,000	6,000	26%
Training	46,071	72,570	72,570	72,570	-	0%
Comm - Postage	66	500	500	500	-	0%
Advertising	-	500	500	500	-	0%
Other Program Exp-EMS	-	2,500	1,500	1,500	(1,000)	-40%
Printing	68	500	500	500	-	0%
Public Relations	-	1,000	1,000	1,000	-	0%
Communication Equipment	1,580	9,000	4,000	4,000	(5,000)	-56%
Computer Software/Hardware	-	1,000	1,000	1,000	-	0%
Dues & Subscriptions	17,952	21,000	28,000	28,000	7,000	33%
SCBA Cyliner Replacement	-	-	-	-	-	0%
Capital Reserve (EMS)	150,000	175,000	200,000	200,000	25,000	14%
TOTAL	5,685,846	5,693,284	6,304,713	6,304,713	611,429	10.7%

Police

Regular Salaries	3,836,318	4,199,094	4,433,350	4,433,350	234,256	6%
Lateral Transfer-APD	-	-	-	-	-	0%
Holiday Pay	156,493	173,000	180,000	180,000	7,000	4%
Longevity Bonus	800	400	-	-	(400)	-100%
Educational Incentive	2,726	4,000	2,000	2,000	(2,000)	-50%
Sick Leave Incentive	9,050	5,700	6,000	6,000	300	5%
Uniform Allowance	35,912	39,000	41,000	41,000	2,000	5%
Physicals	2,892	2,400	3,600	3,600	1,200	50%
OSHA Safety Costs	196	4,000	4,000	4,000	-	0%
Volunteers in Police Service	142	400	400	400	-	0%
OT - Regular	75,100	55,850	60,000	60,000	4,150	7%
OT - Vac Replacement	39,377	42,000	45,000	45,000	3,000	7%
OT - Sick Replacement	52,303	47,700	50,000	50,000	2,300	5%

City of Auburn Master List

Account Title	FY 2022 Actual	FY 2023 Approved	FY 2024 Manager Proposed	FY 2024 Council Adopted	Increase/ Decrease	%
OT - Mandatory Training	507	1,600	2,000	2,000	400	25%
OT - Outside Jobs	9,276	-	-	-	-	0%
OT - Special Events	6,381	19,000	19,000	19,000	-	0%
Extra Pay - On Call	15,718	21,660	18,000	18,000	(3,660)	-17%
OT - Court	15,679	17,000	18,000	18,000	1,000	6%
PS - General	8,157	8,300	8,300	8,300	-	0%
PS - Testing	3,075	1,400	1,400	1,400	-	0%
PS - Animal Control	29,986	37,000	41,100	41,100	4,100	11%
PS - Uniform Cleaning	22,702	22,880	24,000	24,000	1,120	5%
Reports, Printing, & Binding	3,567	800	800	800	-	0%
Office Supplies	2,484	3,000	3,000	3,000	-	0%
Other Sup - Operating	24,520	27,150	27,150	27,150	-	0%
MV Sup - Tires/Tube/Chain	12,023	16,500	18,500	18,500	2,000	12%
MV Sup - Gas & Oil	56,615	82,500	86,000	86,000	3,500	4%
Comm - Telephone	27,885	27,000	28,560	28,560	1,560	6%
Utilities - Electricity	-	-	-	-	-	0%
Repairs - Buildings	50	500	500	500	-	0%
Repairs - Vehicles	19,490	17,000	19,000	19,000	2,000	12%
Repairs - Equipment	3,264	3,500	3,500	3,500	-	0%
Repairs - Maintenance Contract	4,469	7,000	5,000	5,000	(2,000)	-29%
Training	47,989	49,000	49,000	49,000	-	0%
Comm - Postage	1,227	1,200	1,000	1,000	(200)	-17%
Dues & Subscriptions	6,826	7,500	8,000	8,000	500	7%
Vehicles	-	-	-	-	-	0%
TOTAL	4,533,199	4,945,034	5,207,160	5,207,160	262,126	5.3%
Public Works						
Regular Salaries	2,759,260	2,797,079	3,152,481	3,152,481	355,402	13%
Longevity Bonus	400	1,800	1,400	1,400	(400)	-22%

City of Auburn Master List

Account Title	FY 2022 Actual	FY 2023 Approved	FY 2024 Manager Proposed	FY 2024 Council Adopted	Increase/ Decrease	%
Educational Incentive	9,900	8,400	8,400	8,400	-	0%
Sick Leave Incentive	9,300	9,150	9,282	9,282	132	1%
Uniform Allowance	48,847	40,474	42,924	42,924	2,450	6%
Safety Compliance	7,965	9,555	10,200	10,200	645	7%
OT - Regular	31,105	62,804	63,000	63,000	196	0%
OT - Winter Road Maintenance	281,018	210,800	215,000	215,000	4,200	2%
OT - Fleet Services	-	1,000	1,000	1,000	-	0%
OT - Sand Removal	-	1,850	1,500	1,500	(350)	-19%
PS - General	155,918	279,555	270,000	270,000	(9,555)	-3%
PS - Water Quality Monitoring	12,433	22,000	-	-	(22,000)	-100%
PS - Recording Fee	44	-	-	-	-	0%
PS - Snow Removal	-	9,000	9,000	9,000	-	0%
PS - Tree Removal	542	16,500	20,000	20,000	3,500	21%
PS - Centerline Striping	217,377	185,400	230,000	230,000	44,600	24%
Reports, Printing, & Binding	2,403	2,000	1,500	1,500	(500)	-25%
Office Supplies	3,595	2,500	2,500	2,500	-	0%
Other Sup - Operating	921	1,785	2,000	2,000	215	12%
Other Sup - Maintenance	72,059	52,750	50,000	50,000	(2,750)	-5%
Other Sup - Parks/Open Spaces	42,125	77,155	75,000	75,000	(2,155)	-3%
Other Supplies - Welding	13,717	19,250	15,000	15,000	(4,250)	-22%
Other Sup - Traffic Paint	2,757	3,539	3,500	3,500	(39)	-1%
Other Sup - Sign Material	16,958	39,706	40,000	40,000	294	1%
Other Sup - Pre-Mix Asphalt	90,644	142,446	200,000	200,000	57,554	40%
Other Sup - Culvert/Basin	38,574	45,058	55,000	55,000	9,942	22%
Other Sup - Bridge/Fence	21,234	6,575	5,000	5,000	(1,575)	-24%
Other Sup - Loam/Seed	10,051	13,429	12,000	12,000	(1,429)	-11%
Other Sup - Calcium Chloride	7,596	7,889	8,000	8,000	111	1%
Other Sup - Road Salt	355,526	299,250	350,000	350,000	50,750	17%
Other Sup - Safety Equipment	17,482	25,688	25,000	25,000	(688)	-3%

City of Auburn Master List

Account Title	FY 2022 Actual	FY 2023 Approved	FY 2024 Manager Proposed	FY 2024 Council Adopted	Increase/ Decrease	%
Other Sup - Small Tools	22,053	30,912	27,000	27,000	(3,912)	-13%
Other Sup - Gravel	42,433	94,985	110,000	110,000	15,015	16%
Other Sup - MV Repair	108,801	130,700	130,000	130,000	(700)	-1%
Other Sup - Equip Repairs	79,327	79,045	75,000	75,000	(4,045)	-5%
MV Sup - Tires/Tube/Chain	43,336	70,000	70,000	70,000	-	0%
MV Sup - Gas & Oil	208,485	275,133	275,000	275,000	(133)	0%
MV Sup - Plow/Grader Blades	20,451	34,379	30,000	30,000	(4,379)	-13%
MV Sup - Other	27,411	38,850	35,000	35,000	(3,850)	-10%
Utilities - Water/Sewer	9,640	7,716	9,300	9,300	1,584	21%
Comm - Telephone	11,646	11,208	15,000	15,000	3,792	34%
Utilities - Electricity	20,240	146,271	183,000	183,000	36,729	25%
Utilities - Heating Fuel	49,163	44,880	52,000	52,000	7,120	16%
Repairs - Buildings	15,307	19,500	17,000	17,000	(2,500)	-13%
Repairs - Vehicles	36,505	49,900	47,000	47,000	(2,900)	-6%
Repairs - Equipment	15,863	26,550	27,000	27,000	450	2%
Repairs - Radio Equipment	1,702	2,500	2,500	2,500	-	0%
Training	7,920	24,015	22,000	22,000	(2,015)	-8%
Comm - Postage	218	400	400	400	-	0%
Travel-Mileage	1,200	3,950	3,950	3,950	-	0%
Dues & Subscriptions	12,582	11,292	23,000	23,000	11,708	104%
Leachate Hauling	17,769	16,036	16,000	16,000	(36)	0%
Repairs-Street Lights	-	20,000	20,000	20,000	-	0%
Repairs-Traffic Signals	-	20,000	20,000	20,000	-	0%
Operating Capital	-	27,500	-	-	(27,500)	-100%
Crack Sealing	23,752	-	-	-	-	0%
Guardrail Replacement	23,100	20,000	20,000	20,000	-	0%
TOTAL	5,028,655	5,600,109	6,108,837	6,108,837	508,728	9.08%

Account Title	FY 2022 Actual	FY 2023 Approved	FY 2024 Manager Proposed	FY 2024 Council Adopted	Increase/ Decrease	%
<i>Water & Sewer</i>						
Catch Basin Maintenance Fee	-	-	-	-	-	0%
Public Fire Protection Fee	781,203	792,716	792,716	792,716	-	0%
TOTAL	781,203	792,716	792,716	792,716	-	0.0%
<i>Tax Sharing</i>						
Tax Sharing	232,729	260,000	260,000	260,000	-	0%
TOTAL	232,729	260,000	260,000	260,000	-	0.0%
<i>Auburn-Lewiston Airport</i>						
Aub-Lew Airport	176,470	205,000	205,000	205,000	-	0%
TOTAL	176,470	205,000	205,000	205,000	-	0.0%
<i>LA Transit Authority</i>						
Lew-Aub Transit	237,429	431,811	400,079	400,079	(31,732)	-7%
Auburn Only Transportation	-	-	-	-	-	0%
TOTAL	237,429	431,811	400,079	400,079	(31,732)	-7.3%
<i>LA 911</i>						
Lew-Aub 911	1,161,479	1,217,713	1,287,401	1,287,401	69,688	6%
TOTAL	1,161,479	1,217,713	1,287,401	1,287,401	69,688	5.7%
<i>LA Arts - Arts in the Park</i>						
Arts In the Park	10,000	30,000	20,000	20,000	(10,000)	-33%
TOTAL	10,000	30,000	20,000	20,000	(10,000)	-33.3%
TOTAL	1,818,107	2,144,524	2,172,480	2,172,480	27,956	1.3%

City of Auburn
Master List

Account Title	FY 2022 Actual	FY 2023 Approved	FY 2024 Manager Proposed	FY 2024 Council Adopted	Increase/ Decrease	%
County Tax						
County Tax	2,611,080	2,761,220	2,972,037	2,972,037	210,817	8%
TOTAL	2,611,080	2,761,220	2,972,037	2,972,037	210,817	7.6%
Solid Waste						
Solid Waste Disposal	372,257	430,000	451,500	451,500	21,500	5%
Solid Waste Collection	481,414	634,000	665,700	665,700	31,700	5%
Recycling Disposal	27,117	75,000	78,800	78,800	3,800	5%
Recycling Collection	135,675	180,000	189,000	189,000	9,000	5%
Advertising	278	1,000	1,000	1,000	-	0%
TOTAL	1,016,741	1,320,000	1,386,000	1,386,000	66,000	5.0%

**CAPITAL IMPROVEMENT PLAN
FY 24 BONDS**

	Description		TOTAL	Page Detail
City Clerk	Record Restoration		\$ 50,000	30
Econ Dev & Planning	Dangerous Building Demolition		\$ 300,000	31
Econ Dev & Planning	Comprehensive Plan Program		\$ 160,000	32
Facilities	PAL Center		\$ 1,500,000	
Facilities	Public Safety Facility		\$ 3,000,000	33
City Wide Vehicles	Police Vehicle Replacement		\$ 175,500	35
City Wide Vehicles	Public Works - Vehicle Replacement		\$ 25,000	36
City Wide Vehicles	Recreation Mini Bus Replacement		\$ 80,000	37
Transportation	Traffic Calming and Pedestrian Safety		\$ 100,000	38
Engineering	Reclamation		\$ 1,500,000	39
Engineering	Reconstruction		\$ 1,500,000	40
Engineering	Major Drainage		\$ 500,000	41
Engineering	MDOT Match		\$ 1,500,000	42
Engineering	Resurfacing		\$ 750,000	43
Engineering	Retaining Walls		\$ 250,000	44
Fire	Apparatus Replacement		\$ 60,000	45
Fire	Excavation Equipment		\$ 50,000	46
IT	Security Camera Project		\$ 50,000	48
Airport	Op Truck, Self-service fuel dispensing & Roof repairs		\$ 140,000	49
LATC	Bus Purchase		\$ 50,000	
Police	Patrol Rifle Replacement		\$ 21,000	51
Police	TASER Upgrade		\$ 169,000	52
Public Works	Replace 12 yard plow trucks (2)		\$ 601,600	53 & 54
Public Works	Replace Front End Loader		\$ 250,000	55
Public Works	Replace One Ton Truck w/Plow (2)		\$ 150,000	56
Recreation	Update Basketball Court w/New Logo		\$ 35,000	57
Administration	Contingency		\$ 32,900	
TOTAL BOND CIP			\$ 13,000,000	

**CAPITAL IMPROVEMENT PLAN
FY 24 Other Funds**

	Description	Funds	Total	Page Detail
Facilities	NSBA Exhaust Fan and Control System	ARPA	\$ 68,000	58
Facilities	Hasty HVAC Replacement & Ventilation	ARPA	\$ 550,000	59
EMS	Ambulance Replacement	EMS Capital Reserve	\$ 450,000	60
EMS	Cardiac Monitors	EMS Capital Reserve	\$ 47,000	61
EMS	Chest Compression Systems	EMS Capital Reserve	\$ 21,000	62
Senior Center	Building Upgrades and Repair	Senior Center Fund Bal	\$ 10,000	63
TOTAL OTHER CIP			\$ 1,146,000	
TOTAL FY 24 CAPITAL IMPROVEMENT PLAN			\$ 14,146,000	



**City of Auburn, Maine
 FY 2024 Capital Improvement Program
 Project Description Worksheet**

Fiscal Year: 2024

Priority: High

Project Title: Record Restoration

Project Purpose: Restore and protect all of the City's old records

Department: City Clerk

Project Description:

Binding and preserving all of the City's old records of Council Minutes, etc.

Location: City Clerks Vault

Justification:

We are required by Statute to keep these records forever.

Copy picture here if available. Click on Insert, illustrations, Picture, resize to fit this box

Useful Life: 20 yrs

Cost FY 2024	Cost FY 2025	Cost FY 2026	Cost FY 2027	Cost FY 2028	Total Cost
\$ 50,000	\$ 100,000	\$ 100,000	\$ 100,000	\$ 100,000	\$ 450,000



**City of Auburn, Maine
 FY 2024 Capital Improvement Program
 Project Description Worksheet**

Fiscal Year: 2024

Priority: High

Project Title: Dangerous Buildings and Junkyard Cleanups

Project Purpose: Removal of Dangerous conditions from properties

Department: Planning & Permitting

Project Description:

We have completed two more junkyard cleanups at tax acquired properties in 2022 2 (1865 Hotel 145 Eastman Lane). We will be pusuing cleanup at 250 Hakett Road Junkyard in 2023/2024 and have a condemned building at 100 Hampshire Street that may require demolition. Others may come to our attention in any given year due to complaints, fire or damage. We attempt to recoup costs from the sale of property and special tax filings but need to address the safety and

Location:

Justification:

Without these funds we will not be able to address dangerous buildings or illegal junkyard cleanups.

Copy picture here if available. Click on Insert, illustrations, Picture, resize to fit this box

Useful Life:

Cost FY 2024	Cost FY 2025	Cost FY 2026	Cost FY 2027	Cost FY 2028	Total Cost
\$ 400,000	\$	- \$	- \$	-	\$ 400,000



**City of Auburn, Maine
 FY 2024 Capital Improvement Program
 Project Description Worksheet**

Fiscal Year: 2024

Priority: High

Project Title: Comprehensive Plan Program Implementation

Project Purpose: Implement Elements of the Comprehensive Plan Prioritized by

Department: Planning & Permitting

Project Description:

Comprehensive Plan Implementation Program-Council reserved funding for priority comprehensive plan efforts and property acquisition when opportunities present themselves. Past years projects include ballfields design, Mapping services for Comp Plan Update and printing updated plan, Lake Auburn Study.

Location:

Justification:

Without these funds we will not be able to implement comprehensive and strategic plan initiatives. If there is not funding available the Council will need to budget for priorities next year and that does not place the City in a Competitive position for a property that may become available during the year. Council will be asked to vote to allocate this funding to specific efforts during the year.

Copy picture here if available. Click on Insert, illustrations, Picture, resize to fit this box

Useful Life:

Cost FY 2024	Cost FY 2025	Cost FY 2026	Cost FY 2027	Cost FY 2028	Total Cost
\$ 200,000	\$	- \$	- \$	-	\$ 200,000



**City of Auburn, Maine
 FY 2024 Capital Improvement Program
 Project Description Worksheet**

Fiscal Year: 2024

Priority: Very High

Project Title: Public Safety Facility

Project Purpose:

Department: Capital Investment and Purchasing

Project Description:

Half of cost for Engine 2 reconstruction.

Location:

Justification:

Existing facility is beyond useful life.

Copy picture here if available. Click on Insert, illustrations, Picture, resize to fit this box

Useful Life:

Cost FY 2024	Cost FY 2025	Cost FY 2026	Cost FY 2027	Cost FY 2028	Total Cost
\$ 3,000,000	\$ 25,000,000	\$ 25,000,000		\$ -	\$ 53,000,000



City of Auburn, Maine
FY 2024 Capital Improvement Program
Project Description Worksheet

Fiscal Year: 2024

Priority: Very High

Project Title: Auburn Hall Carpet Replacement

Project Purpose: Facility Maintenance

Department: Capital Investment and Purchasing

Project Description:

Replace existing carpet on 1st and 2nd floors with new carpet tiles.

Location: Auburn City Hall

Justification:

Existing carpet is old, stained and worn out.

Copy picture here if available. Click on Insert, illustrations, Picture, resize to fit this box

Useful Life:

Cost FY 2024	Cost FY 2025	Cost FY 2026	Cost FY 2027	Cost FY 2028	Total Cost
\$ 85,000	\$ -	\$ -	\$ -	\$ -	\$ 85,000



**City of Auburn, Maine
 FY 2024 Capital Improvement Program
 Project Description Worksheet**

Fiscal Year: 2024

Priority: Very High

Project Title: Scheduled Fleet Replacement

Project Purpose: Vehicle Replacement

Department: Police

Project Description:

Scheduled replacement of four police vehicles.

Location: Police Department

Justification:

The department has established a three-year life cycle for the patrol fleet and a five to seven year life cycle for support vehicles. Due to previous budget cuts, the service life of some patrol vehicles has been extended. This has increased vehicle repair costs significantly while drastically reducing trade-in value. The department will trade out a 2012 vehicle, a 2015 vehicle and two 2016 vehicles. The department will purchase four new vehicles. one of which will be an electric vehicle for Support Services / CID.



Useful Life: Five Years

	Cost FY 2024	Cost FY 2025	Cost FY 2026	Cost FY 2027	Cost FY 2028	Total Cost
\$	-	\$ 225,500	\$	-	\$	\$ 225,500



City of Auburn, Maine
FY 2024 Capital Improvement Program
Project Description Worksheet

Fiscal Year: 2024

Priority: High

Project Title: Electric Vehicle

Project Purpose: Replace worn-out equipment

Department: Public Works

Project Description:

Replace Ford Ranger pick up truck with Electric Vehicle and install charging station at Public Works

Location: Woodbury Brackett Municipal Garage

Justification:

This unit would replace unit 89 a Ford Ranger pick up truck.



Useful Life: 10

Cost FY 2024	Cost FY 2025	Cost FY 2026	Cost FY 2027	Cost FY 2028	Total Cost
\$ 25,000	\$ -	\$ -	\$ -	\$ -	\$ 25,000



**City of Auburn, Maine
 FY 2024 Capital Improvement Program
 Project Description Worksheet**

Fiscal Year: 2024

Priority: High

Project Title: New Mini Bus

Project Purpose: Replace "Age-Friendly" Mini Bus with a new one

Department: Recreation

Project Description: Current Mini Bus used for senior trips is in-need of many repairs and is currently unsafe to take on long trips. We are looking to replace that Mini Bus with a new one. Looking to add an additional \$2,500 to cover the possible repair costs in 2-3 years.

Location: Auburn Senior Community Center

Justification: Senior/age-friendly trips are limited to the space we have on our mini busses. With our before & aftercare program that limits the use of that "Rec" mini bus to 9-2PM Mon-Fri. Having another reliable bus will ensure that all programs get the proper and safe transportation.



Useful Life: 5-10 years

Cost FY 2024	Cost FY 2025	Cost FY 2026	Cost FY 2027	Cost FY 2028	Total Cost
\$ 80,000	\$ -	\$ 2,500	\$ -		\$ 82,500



City of Auburn, Maine
FY 2024 Capital Improvement Program
Project Description Worksheet

Fiscal Year: 2024

Priority: High

Project Title: Traffic Claming and Pedestrian Safety

Project Purpose: To create targeted funds for neighborhood initiated traffic calmr

Department: Transportation

Copy picture here if available. Click on Insert, illustrations, Picture, resize to fit this box

Project Description:

Modeling after the FY23 City Council amended request, these funds would be available to support the implementation of traffic calming and pedestrian safety efforts that align with neighborhood initiated requests.

Location: Various locations throughout the City

Justification:

Traffic calming and pedestrian safety are regular requests from Coucilors and citizens city-wide. A dedicated fund of capial resources, aligned with policies to manage requests for safety evaluations, will improve livability in the city and support the Reclaiming our Streets recommendation in the strategic plan.

Useful Life:

Cost FY 2024	Cost FY 2025	Cost FY 2026	Cost FY 2027	Cost FY 2028	Total Cost
\$ 200,000	\$ -	\$ -	\$ -	\$ -	\$ 200,000



**City of Auburn, Maine
 FY 2024 Capital Improvement Program
 Project Description Worksheet**

Fiscal Year: 2024

Priority: Very High

Project Title: Road Reclamation

Project Purpose: Street Improvement

Department: Capital Investment and Purchasing

Project Description:

Hersey Hill Road from North Auburn Road to Minot Town Line.
 Harmon's Corner Road from South Witham Road to Pownal Road.

Location: Various

Justification:

These road segments have low Pavement Condition Ratings and are in need of repair. These roads are good candidates for reclamation, where existing road base is utilized and the road grade is raised.

Useful Life: 20 Years

Copy picture here if available. Click on Insert, illustrations, Picture, resize to fit this box

Cost FY 2024	Cost FY 2025	Cost FY 2026	Cost FY 2027	Cost FY 2028	Total Cost
\$ 1,500,000	\$ -	\$ -	\$ -	\$ -	\$ 1,500,000



City of Auburn, Maine
FY 2024 Capital Improvement Program
Project Description Worksheet

Fiscal Year: 2024

Priority: Very High

Project Title: Road Reconstruction

Project Purpose: Street Improvement

Department: Capital Investment and Purchasing

Project Description:

Fourth Street from South Main Street to End.
 Dunn Street from South Main Street to Second Street.
 Loring Street from South Main Street to Seventh Street.
 Marian Drive from Sherwood Drive to Broad Street.

Location: Various

Justification:

These road segments have low Pavement Condition Ratings and are in need of repair. These sections will require restoration of the road base, closed drainage system, curbing and sidewalks.

Copy picture here if available. Click on Insert, illustrations, Picture, resize to fit this box

Useful Life: 20 Years

Cost FY 2024	Cost FY 2025	Cost FY 2026	Cost FY 2027	Cost FY 2028	Total Cost
\$ 1,500,000	\$ -	\$ -	\$ -	\$ -	\$ 2,100,000



**City of Auburn, Maine
 FY 2024 Capital Improvement Program
 Project Description Worksheet**

Fiscal Year: 2024

Priority: Very High

Project Title: Major Drainage

Project Purpose: State Mandate

Department: Capital Investment and Purchasing

Project Description:

This item covers the MS4 Storm water permit regulations and drainage asset management. In addition it would allow us to make repairs to existing systems that were identified as part of our storm water infrastructure assessment as failing.

Location: Various

Justification:

The City is required by MDEP to follow storm water regulations and annual reporting. The City is also mapping its storm water infrastructure inventory for future planning.

Copy picture here if available. Click on Insert, illustrations, Picture, resize to fit this box

Useful Life:

Cost FY 2024	Cost FY 2025	Cost FY 2026	Cost FY 2027	Cost FY 2028	Total Cost
\$ 500,000	\$ -	\$ -	\$ -	\$ -	\$ 500,000



**City of Auburn, Maine
 FY 2024 Capital Improvement Program
 Project Description Worksheet**

Fiscal Year: 2024

Priority: Very High

Project Title: MDOT Match

Project Purpose: Street Improvement

Department: Capital Investment and Purchasing

Project Description:

This would provide the match for the MPI program (\$825,000) which would reconstruct a State Aid Road. The additional \$\$\$\$ is to provide match money for STIP projects.

Location: Various

Justification:

The money will provide the matching funds for the MDOT's Municipal Partnership Initiative (50/50) and the matching funds for STIP Projects (80/20). Without these funds the State will not contribute the 50% or the 80% matches.

Copy picture here if available. Click on Insert, illustrations, Picture, resize to fit this box

Useful Life: 20 Years

Cost FY 2024	Cost FY 2025	Cost FY 2026	Cost FY 2027	Cost FY 2028	Total Cost
\$ 1,500,000	\$ -	\$ -	\$ -	\$ -	\$ 1,500,000



**City of Auburn, Maine
 FY 2024 Capital Improvement Program
 Project Description Worksheet**

Fiscal Year: 2024

Priority: Very High

Project Title: Pavement Resurfacing

Project Purpose: Street Improvement

Department: Capital Investment and Purchasing

Project Description:

Holbrook Road from North Auburn Road to Town Line.
 South Witham Road from Penley Corner Road to Sopers Mill Road.
 Maple Hill Road from Dillingham Hill Road to Lakeshore Drive.

Location: Various

Justification:

This would add about 10 years of life to the roadway, allowing for another resurfacing in the future instead of needing to reconstruct the road at a much more significant cost.

Copy picture here if available. Click on Insert, illustrations, Picture, resize to fit this box

Useful Life: 10 Years

Cost FY 2024	Cost FY 2025	Cost FY 2026	Cost FY 2027	Cost FY 2028	Total Cost
\$ 750,000	\$ -	\$ -	\$ -	\$ -	\$ 800,000



**City of Auburn, Maine
 FY 2024 Capital Improvement Program
 Project Description Worksheet**

Fiscal Year: 2024

Priority: Very High

Project Title: Retaining Walls

Project Purpose: Street Improvement

Department: Capital Investment and Purchasing

Project Description:

Repairing a failing dry stacked retaining wall on a corner within the Hillcrest Street corridor. This is a safety project to include a new retaining wall with guardrail.

Location: Hillcrest Street

Justification:

The current retaining wall is failing and poses a safety concern to motorists and abutting properties.

Copy picture here if available. Click on Insert, illustrations, Picture, resize to fit this box

Useful Life: 40 Years

Cost FY 2024	Cost FY 2025	Cost FY 2026	Cost FY 2027	Cost FY 2028	Total Cost
\$ 250,000	\$ -	\$ -	\$ -	\$ -	\$ 250,000



**City of Auburn, Maine
 FY 2024 Capital Improvement Program
 Project Description Worksheet**

Fiscal Year: 2024

Priority: High

Project Title: Replace unit 320

Project Purpose: Replace worn out equipment

Department: Fire

Project Description:

To replace a 2014 Ford Explorer which is used as the Chief's vehicle. The project cost include vehicle costs as well as emergency lights, and the cost of a small command console so there will be a back up to our command unit if it is out of service.

Location: Fire

Justification:

The current vehicle has 125,000 miles on it, needs body repairs and is nearing the end of its reliable life. This project cost also funds a small command console with radios which will be installed and provide redundancy for our primary command SUV when the primary unit is out of service.



Useful Life: 10 years

	Cost FY 2024	Cost FY 2025	Cost FY 2026	Cost FY 2027	Cost FY 2028	Total Cost
\$	60,000	\$ -	\$ -	\$ -	\$ -	\$ 60,000



**City of Auburn, Maine
FY 2024 Capital Improvement Program
Project Description Worksheet**

Fiscal Year: 2024

Priority: High

Project Title: Extrication tool replacement/upgrade

Project Purpose: Replace tools

Department: Fire

Project Description:

Replace one full set of hydraulic extrication tools.

Location: Fire/Center St. Station

Justification:

The departments current extrication tools are over 20 years old and lack the power to cut the high strength componenets used it todays modern cars. The department has extrication tools on all three front line fire apparatus. This is phase two of a three step plan to upgrade all department extrication tools to work effectively on modern vehicles.

Useful Life: 15 years



Cost FY 2024
\$ 50,000

Cost FY 2025
\$ -

Cost FY 2026
\$ 50,000

Cost FY 2027
\$ -

Cost FY 2028
\$ -

Total Cost
\$ 100,000



**City of Auburn, Maine
FY 2024 Capital Improvement Program
Project Description Worksheet**

Fiscal Year: 2024

Priority: Moderate

Project Title: Replace Rescue 1

Project Purpose: Replace Rescue 1 with a trailer

Department: Fire

Project Description:

This project will replace Rescue 1, Which is a 2001 PL Custom converted ambulance, with 125,000 miles on it. It will be replaced with a 16 foot enclosed trailer. The project costs include the cost of the trailer and all necessary shelving and mounting of the technical rescue equipment currently stored and deployed in Rescue 1.

Location: Fire

Justification:

Rescue 1 is long overdue for replacement. Moving to a trailer will eliminate an old apparatus from our fleet reducing maintenane costs. The trailer can be stored outside freeing up much needed bay space in the fire station.

Useful Life: 20 years

	Cost FY 2024	Cost FY 2025	Cost FY 2026	Cost FY 2027	Cost FY 2028	Total Cost
\$	15,000	\$ -	\$ -	\$ -	\$ -	\$ 15,000





**City of Auburn, Maine
FY 2024 Capital Improvement Program
Project Description Worksheet**

Fiscal Year: 2024

Priority: High

Project Title: Security Camera Project

Project Purpose: Replace outdated equipment

Department: IT

Project Description:

Auburn Hall parking garage is on schedule to have 12 cameras replaced due to age and advancements in camera technology, along with adding 3 cameras in the Pettengill Park fields.

Location: Auburn Hall & Pettengill Park

Justification:

The IT department has reviewed the age of cameras, and found many needed to be replaced to keep up with security needs within the Parking Garage at Auburn Hall. It was also brought to our attention that we needed more camera footage on a regular bases at Pettengill Park Fields, so we would like to add cameras there.

Copy picture here if available. Click on Insert, illustrations, Picture, resize to fit this box

Useful Life:

	Cost FY 2024	Cost FY 2025	Cost FY 2026	Cost FY 2027	Cost FY 2028	Total Cost
\$	50,000	\$ -	\$ -	\$ -	\$ -	\$ 50,000

FY24 Capital Improvement Program Project Description Form

Project Title: LA911 Server Infrastructure Replacement

Operational Funding Division: LA911 **Project Name:** Server Replacement

Est. Total Cost FY24:	0	Est. Total Cost FY25-FY28:	300,000
City Share FY24:	0	City Share FY25-FY28:	150,000

Project Description:

Planned LA911 Server Infrastructure Replacement. Hardware will be due to be replaced because of end of life (EOL) situations or replaced due to age of equipment, and manufacture support limitations in FY23. The Storage Area Networks (SAN), network switches, and servers that house the datacenter of LA911 will be due to be replaced in FY23. This project includes both the replacement of production site hardware and Disaster Recovery (DR) site hardware with reuse of current equipment as available. We have pushed the project to FY25 to align with planned relocation of the 9-1-1 Center.

Consistency with the Comprehensive or Strategic Plans or other related planning documents:

Organizations should proactively develop strategies that leverage resources, anticipate future requirements, and focus on business goals and performance objectives. As technology and other computing platforms become central to supporting the mission of the organization, effective planning for the management of these platforms has become vital.

Justification for project implementation/construction and segments, if applicable:

By not staying current with supported hardware and emerging technologies, systems become outdated, obsolete, and lose residual value. There is a high factor of risk involved in falling behind in a datacenter hardware lifecycle management. Potential issues are extended system downtime, data loss, and data corruption.

Future maintenance costs if known, including contracts and special service requirements:

All hardware purchased will have a 3 - 5 year life span. Recurring capital expenditure will be required each 3- 5 year cycle.

How were cost estimates obtained and expenditure commitment:

Worked with vendor to assess current usage and needs with planned growth and data trends.

FUNDING SOURCES

Source	Amount				
City Operating Budget					
City Bond Issue	150,000				
Federal/State Funding		Agency:	<u> </u>	Approval Received?	Yes No
Other Agency/Municipality	150,000	Agency:	<u> </u>	Approval Received?	Yes No
Total Project Costs	300,000				

IMPLEMENTATION SCHEDULE (Fiscal Years)

	2024	2025	2026	2027	2028	Future
Total Project Cost		300,000				
Non-City Share		150,000				
City Share	0	150,000	0	0	0	0

Attach on separate page(s)/sheet additional information (if needed)



**City of Auburn, Maine
 FY 2024 Capital Improvement Program
 Project Description Worksheet**

Fiscal Year: 2024

Priority: Very High

Project Title: Floor Rubber

Project Purpose:

Department: Norway Savings Bank Arena

Project Description:

FY 24: To remove and dispose of existing rubber flooring and to supply and install new 3/8" black rubber flooring with light grey 10% color speckle in the Locker Rooms, Coaches Room, Locker Hallway, Referee's room, and main lobby to include installation of new "Norway Savings Bank Arena"

Location:

FY 25: Supply and install new 3/8" rubber flooring color black with light grey 10% speckle throughout the a Mezzanine with new black cove base as needed. Remove and dispose of existing rubber flooring and to supply and install new 3/8" black rubber flooring with light grey 10% color speckle in Rink 1 per walk-through. Remove and dispose of existing rubber flooring and to supply and install new 3/8" black rubber flooring with light grey 10% color speckle in Rink 2 per walk-through

Justification:

Replacement of wear and tear after ten (10) years

Copy picture here if available. Click on Insert, illustrations, Picture, resize to fit this box

Useful Life: 10 years

	Cost FY 2024	Cost FY 2025	Cost FY 2026	Cost FY 2027	Cost FY 2028	Total Cost
\$	98,875	\$ 113,345	\$ -	\$ -	\$ -	\$ 212,220



**City of Auburn, Maine
 FY 2024 Capital Improvement Program
 Project Description Worksheet**

Fiscal Year: 2024

Priority: Very High

Project Title: Patrol Rifle Replacement

Project Purpose: Replace worn-out equipment

Department: Police

Project Description:

Replacement of Patrol Rifles

Location: Police Department

Justification:

Current Patrol rifles are over 15 years old and have reached the end of their service life. New rifles will also include a noise suppressor to reduce hearing loss exposure to officers. 22 rifles will be purchased. The original project was partially funded in FY23 at \$17,500 with the understanding the second half would be funded in FY24.



Useful Life: 15 Years

	Cost FY 2024	Cost FY 2025	Cost FY 2026	Cost FY 2027	Cost FY 2028	Total Cost
\$	21,000	\$ -	\$ -	\$ -	\$ -	\$ 21,000



**City of Auburn, Maine
 FY 2024 Capital Improvement Program
 Project Description Worksheet**

Fiscal Year: 2024

Priority: High

Project Title: TASER Replacment Project

Project Purpose: Replace worn-out equipement

Department: Police

Project Description:

Replace 55 TASER X26P units with TASER 7 units

Location: Police Department

Justification:

The TASER X26P has reached the end of its service life and will no longer be serviced by AXON. The TASER 7 is the model that Axon has transitioned to. TASER 7 is available as a \$55.32 per month, per unit subscription that includes the TASER weapon, docks, batteries and cartridges, integration with Axon Evidence, full user training and certification for five years.



Useful Life:

5 Years

Cost FY 2024	Cost FY 2025	Cost FY 2026	Cost FY 2027	Cost FY 2028	Total Cost
\$ 186,000	\$ -	\$ -	\$ -	\$ -	\$ 186,000



**City of Auburn, Maine
FY 2024 Capital Improvement Program
Project Description Worksheet**

Fiscal Year: 2024

Priority: High

Project Title: Replace Single Axle Dump Truck

Project Purpose: Replace worn-out equipment

Department: Public Works

Project Description:

This unit is used for plowing and sanding/salting in winter months and is used to move material to and from APW job sites in the summer months.

Location: Woodbury Brackett Municipal Garage

Justification:

This would replace unit 7- single axle dump truck with plow and wing.



Useful Life: 10 yrs

Cost FY 2024	Cost FY 2025	Cost FY 2026	Cost FY 2027	Cost FY 2028	Total Cost
\$ 300,800	\$ -	\$ -	\$ -	\$ -	\$ 300,800



**City of Auburn, Maine
FY 2024 Capital Improvement Program
Project Description Worksheet**

Fiscal Year: 2024

Priority: High

Project Title: Replace Single Axle Dump Truck

Project Purpose: Replace worn-out equipment

Department: Public Works

Project Description:

This unit is used for plowing and sanding/salting in winter months and is used to move material to and from APW job sites in the summer months.

Location: Woodbury Brackett Municipal Garage

Justification:

This would replace unit 16-single axle dump truck with plow and wing.



Useful Life: 10yrs

Cost FY 2024	Cost FY 2025	Cost FY 2026	Cost FY 2027	Cost FY 2028	Total Cost
\$ 300,800	\$ -	\$ -	\$ -	\$ -	\$ 300,800



**City of Auburn, Maine
 FY 2024 Capital Improvement Program
 Project Description Worksheet**

Fiscal Year: 2024

Priority: High

Project Title: Replace Bucket Loader

Project Purpose: Replace worn-out equipment

Department: Public Works

Project Description:

Replace 1999 John Deere Wheeled Bucket Loader

Location: Woodbury Brackett Municipal Garage

Justification:

The loader is used in winter operations for snow removal, loading trucks with sand and salt, and plowing as it's available. The 1999 loader is useful life and is in need of replacement.



Useful Life: 15 yrs

Cost FY 2024	Cost FY 2025	Cost FY 2026	Cost FY 2027	Cost FY 2028	Total Cost
\$ -	\$ -	\$ -	\$ -	\$ -	\$ -



**City of Auburn, Maine
 FY 2024 Capital Improvement Program
 Project Description Worksheet**

Fiscal Year: 2024

Priority: High

Project Title: One Ton Truck

Project Purpose: Replace worn-out equipment

Department: Public Works

Project Description:

Replace one ton truck with plow and sander

Location: Woodbury Brackett Municipal Garage

Justification:

This unit would replace unit 33 a 2009 one ton.



Useful Life: 10

Cost FY 2024	Cost FY 2025	Cost FY 2026	Cost FY 2027	Cost FY 2028	Total Cost
\$ 75,000	\$ -	\$ -	\$ -	\$ -	\$ 75,000



**City of Auburn, Maine
FY 2024 Capital Improvement Program
Project Description Worksheet**

Fiscal Year: 2024

Priority: Low

Project Title: Basketball Court Logo Update

Project Purpose: Refinish basketball court and add rebrand Auburn logo

Department: Recreation

Project Description: Replace old logo with rebranded logo- would include shaving down entire court and cleaning off old lines.

Location: Hasty Community Center

Justification: Current logo is 10 years old and does not resemble our current logo or rebrand. Cost would include the annual cleaning that the floor gets so that would be taken off FY 24 budget. This quote also includes the cost of relining the court for pickleball, volleyball and basketball.



Useful Life: 15 years

Cost FY 2024	Cost FY 2025	Cost FY 2026	Cost FY 2027	Cost FY 2028	Total Cost
\$ 35,000	\$ -	\$ -	\$ -	\$ -	\$ 35,000



City of Auburn, Maine
FY 2024 Capital Improvement Program
Project Description Worksheet

Fiscal Year: 2024

Priority: Very High

Project Title: NSBA Exhauste Fan and Control System Upgrade

Project Purpose: Facility Maintenance

Department: Capital Investment and Purchasing

Project Description:

Replace locker room exhauste fan and perform control system upgrades

Location: Norway Savings Bank Arena

Justification:

System was never properly commisioned when building was opened.

Copy picture here if available. Click on Insert, illustrations, Picture, resize to fit this box

Useful Life:

Cost FY 2024	Cost FY 2025	Cost FY 2026	Cost FY 2027	Cost FY 2028	Total Cost
\$ 68,000	\$ -	\$ -	\$ -	\$ -	\$ 68,000



**City of Auburn, Maine
FY 2024 Capital Improvement Program
Project Description Worksheet**

Fiscal Year: 2024

Priority: Very High

Project Title: Hasty HVAC Replacement and Ventilation Upgrades

Project Purpose: Facility Maintenance

Department: Capital Investment and Purchasing

Project Description:

Install new HVAC system in Hasty.

Location: Hasty

Justification:

No air conditioning exists and existing heating system is failing. Air quality is also poor.

Copy picture here if available. Click on Insert, illustrations, Picture, resize to fit this box

Useful Life:

Cost FY 2024	Cost FY 2025	Cost FY 2026	Cost FY 2027	Cost FY 2028	Total Cost
\$ 550,000	\$ -	\$ -	\$ -	\$ -	\$ 550,000



**City of Auburn, Maine
FY 2024 Capital Improvement Program
Project Description Worksheet**

Fiscal Year: 2024

Priority: High

Project Title: Ambulance Purchase

Project Purpose: New equipment to meet service needs

Department: EMS

Project Description:

Purchase one ambulance

Location: Fire

Justification:

As call volumes continue to increase, Auburn EMS has reached the point where we must begin to staff a third ambulance to meet the service demands of the City. To prepare for having three staffed units, we must increase our fleet of ambulances. The current lead time from the ambulance vendor for a new ambulance is 18-24 months. It is important that we make this purchase now to have the ambulance before the service demands exceed our ability to respond.



Useful Life: 10 years

Cost FY 2024	Cost FY 2025	Cost FY 2026	Cost FY 2027	Cost FY 2028	Total Cost
\$ 450,000	\$ -	\$ -	\$ -	\$ -	\$ 450,000



**City of Auburn, Maine
 FY 2024 Capital Improvement Program
 Project Description Worksheet**

Fiscal Year: 2024

Priority: High

Project Title: Cardiac Monitor

Project Purpose: Add one additional system to department capabilities

Department: EMS

Project Description:

Purchase one Cardiac Monitor.

Location: Fire

Justification:

Cardiac monitors allow EMS providers to monitor and document patient heart function as well as to defibrilate (shock) a patients heart during sever cardiac events. This is required equipment on all licensed ambulances. This purchase is in preparation for adding a third response ambulance to meet increasing call volumes and increased patient demands for service.



Useful Life: 10 years

Cost FY 2024	Cost FY 2025	Cost FY 2026	Cost FY 2027	Cost FY 2028	Total Cost
\$ 47,000	\$ -	\$ -	\$ -	\$ -	\$ 47,000



City of Auburn, Maine
FY 2024 Capital Improvement Program
Project Description Worksheet

Fiscal Year: 2024

Priority: High

Project Title: Chest Compression System

Project Purpose: Add one additional system to department capabilities

Department: EMS

Project Description:

Purchase one chest compression system.

Location: Fire

Justification:

Chest compression systems produce much more effective, and consistent compressions during CPR than manual compressions. This can result in better patient outcomes. This purchase is in preparation for adding a third response ambulance to meet increasing call volumes and increased patient demands for service.



Useful Life: 10 years

Cost FY 2024	Cost FY 2025	Cost FY 2026	Cost FY 2027	Cost FY 2028	Total Cost
\$ 21,000	\$ -	\$ -	\$ -	\$ -	\$ 21,000



City of Auburn, Maine
FY 2024 Capital Improvement Program
Project Description Worksheet

Fiscal Year: 2024

Priority: Low

Project Title: Senior Center Upgrades & Repairs

Project Purpose: Replacement of equipment or additional equipment needed

Department: Recreation

Project Description:

New projector to replace current one, repair the divider wall, funds to help cover any repair costs to AV system. New signage to match rebranding.

Location: Auburn Senior Community Center

Justification:

Building is used almost everyday- making sure funds are available to make quick repairs is crucial to ensure the building stays up and running for not only our own senior programming but also the Senior groups and rentals that we service daily.



Useful Life: 2 years

Cost FY 2024	Cost FY 2025	Cost FY 2026	Cost FY 2027	Cost FY 2028	Total Cost
\$ 10,000	\$ -	\$ 10,000	\$ -	\$ 10,000	\$ 30,000